



ELECTIONS

OFFICE OF COOK COUNTY CLERK KAREN A. YARBROUGH

69 W. Washington, Suite 500, Chicago, Illinois 60602

TEL 312.603.0906 FAX 312.603.9786 WEB cookcountyclerk.com

James Scalzitti

312.603.0991

james.scalzitti@cookcountyil.gov

Frank Herrera:

312.603.7118

frank.herrera@cookcountyil.gov

For Immediate Release: March 16, 2020

Voters answer call to vote early, vote by mail **Pre-Election day voting at historic levels for Presidential Primary**

With one day of Early Voting remaining before Tuesday's Presidential Primary, the number of suburban Cook County voters who've already cast their ballots has reached historic levels.

As Election Day pollworkers began opting out of serving due to concerns about the coronavirus and dozens of polling places had to be moved, Cook County Clerk Karen A. Yarbrough called on suburban voters to cast their ballots before Election Day, either by mail or in person at one of more than 50 Early Voting sites.

Voters answered the Clerk's call, in force.

Through the close of Sunday's Early Voting at 7 p.m., 142,870 in-person Early Voting ballots had been cast. That's 25 percent higher than the total for the entire Early Voting period in the 2016 Presidential Primary and is a record high for a Presidential Primary in suburban Cook County.

The number of voters who chose to vote from their homes could set a record for a Presidential Primary, as well. The Clerk's Office has received 58,736 applications for mail ballots. In the 2016 Primary, 33,000 voters requested mail ballots and 31,409 of them cast their votes by mail.

"I am inspired by the response of suburban Cook County voters," Yarbrough said. "In the midst of such challenging circumstances this election, they have shown their belief in our democracy and concern for their neighbors by participating before Election Day in record numbers."

Many polling places have changed due to the circumstances coronavirus concerns have presented. Most of those have been at suburban nursing homes, senior centers and assisted living communities. About three dozen suburban polling places have been moved to the nearest of Cook County's five suburban courthouses.

Voters cannot go to any polling place on Election Day. They must vote at their home precinct's polling place, even if it has been moved. Voters can find the latest list of polling place changes at a special link on the homepage of the [clerk's website](#). Voters can also find their home precinct, sample ballot and referenda (if applicable), at the Clerk's Voter Information page, cookcountyclerk.com/VoterInfo.

Yarbrough urges all suburban Cook County voters to verify their polling place before heading to vote on Tuesday. Clerk's staff have been contacting voters whose polling places have been moved since last week by mail and email to inform them of the changes.

"With what's been happening over the past week, voters have so much information, not all of it true or verified, coming at them from all corners," Yarbrough said. "I cannot stress strongly enough that voters check the verified sources, such as cookcountyclerk.com, for the latest information before heading to the polling place on Tuesday."

No ballots received before Election Day, be they by mail or through in-person Early Voting, will be tallied until polls close on Tuesday night. Mail ballots will continue to be counted as long as they are postmarked by Tuesday, March 17 and arrive at the Clerk's Office by March 31.

Over the weekend Yarbrough issued a call for voters who want to help this election to become Election Judges. The Clerk's Office has waived the training class requirement for new Election Judges. Anyone who is willing to work Tuesday should fill out an application at the [Clerk's website](#). These new Election Judges will earn \$150 to work on Election Day.

"The response to our call for Election Judges has been great and we've been getting new Election Judge applications all morning Monday," Yarbrough said. "If anyone can serve on Tuesday, go to cookcountyclerk.com and fill out the application. And once you are assigned a spot, please show up! We will make this election work!"

#



ELECTIONS

OFFICE OF COOK COUNTY CLERK KAREN A. YARBROUGH

69 W. Washington Street, Suite 500, Chicago, Illinois 60602

TEL 312.603.0906 FAX 312.603.9786 WEB cookcountyclerk.com

Suburban Cook County

March 17, 2020 Presidential Primary Election Quick Facts

- Registered Voters: 1,570,127
- Precincts: 1,599
- Races:
 - 94 contested
 - 146 uncontested
 - Total: 240
- Candidates on Ballot: over 1,500
- Referenda: 40
- Write-in Candidates: 21
- Ballot Styles: 395
- Townships voting in suburban Cook County: 30

SUBURBAN COOK COUNTY GUBERNATORIAL ELECTION TURNOUT

Election	March 2008	March 2012	March 2016	March 2020
Registered Voters	1,350,580	1,394,649	1,443,261	1,570,127
Turnout	585,449 43.3%	329,537 23.6%	701,525 48.6%	N/A

Suburban Cook County Voter Registration in Presidential Primary Elections by Township

Township	# of Registered Voters			% Change 2012-2020
	March 2012	March 2016	March 2020	
Barrington	10,120	10,929	12,104	10.75%
Berwyn	24,559	26,023	30,045	15.46%
Bloom	53,294	52,619	56,456	7.29%
Bremen	65,703	66,541	70,339	5.71%
Calumet	10,855	11,010	11,661	5.91%
Cicero	26,931	29,037	32,282	11.18%
Elk Grove	44,167	46,316	51,018	10.15%
Evanston	44,387	44,961	50,104	11.44%
Hanover	43,283	47,335	53,653	13.35%
Lemont	13,529	14,407	15,860	10.09%
Leyden	43,155	45,130	49,932	10.64%
Lyons	60,758	64,362	70,508	9.55%
Maine	74,398	77,476	85,189	9.96%
New Trier	39,146	40,209	42,580	5.90%
Niles	62,218	64,896	72,283	11.38%
Northfield	56,448	58,550	63,707	8.81%
Norwood Park	14,979	15,444	16,842	9.05%
Oak Park	34,085	35,352	38,286	8.30%
Orland	64,998	66,858	70,482	5.42%
Palatine	60,119	63,729	70,245	10.22%
Palos	32,534	33,291	35,565	6.83%
Proviso	84,924	87,693	94,850	8.16%
Rich	49,069	50,876	55,512	9.11%
River Forest	7,288	7,570	8,023	5.98%
Riverside	10,270	10,648	11,525	8.24%
Schaumburg	68,430	72,270	78,439	8.54%
Stickney	18,927	19,979	21,842	9.32%
Thornton	104,166	102,292	108,679	6.24%
Wheeling	85,060	88,730	96,021	8.22%
Worth	86,849	88,728	96,095	8.30%
Suburban Total	1,394,649	1,443,261	1,570,127	8.79%

Suburban Cook County Registration and Voter Turnout 1990 - 2020

Primary Elections

Year	Registered Voters	Ballots Cast	Percent Turnout
1990	1,248,996	377,715	30.2%
1992*	1,185,460	476,517	40.2%
1994	1,270,171	355,620	28.0%
1996*	1,216,588	309,772	25.5%
1998	1,348,524	322,970	23.9%
2000*	1,219,409	282,041	23.1%
2002	1,313,943	438,844	33.4%
2004*	1,295,632	406,115	31.3%
2006	1,383,846	345,970	25.0%
2008*	1,350,580	585,449	43.3%
2010	1,439,415	367,688	25.5%
2012*	1,394,649	329,537	23.6%
2014	1,451,593	232,088	16.0%
2016*	1,443,261	701,525	48.6%
2018	1,549,688	450,143	29.1%
2020*	1,570,127	N/A	N/A

**Presidential years*

Turnout - Primary v. General

Year	Primary	General	Difference
1990	30.2%	52.8%	22.6%
1992*	40.2%	75.9%	35.7%
1994	28.0%	49.7%	21.7%
1996*	25.5%	65.7%	40.2%
1998	23.9%	53.9%	30.0%
2000*	23.1%	72.9%	49.8%
2002	33.4%	51.1%	17.7%
2004*	31.3%	74.3%	43.0%
2006	25.0%	49.7%	24.7%
2008*	43.3%	73.5%	30.2%
2010	25.5%	52.5%	27.0%
2012*	23.6%	70.7%	47.1%
2014	16.0%	49.8%	33.8%
2016*	48.6%	72.1%	23.5%
2018	29.0%	55.7%	26.7%

**Presidential years*



ELECTIONS

OFFICE OF COOK COUNTY CLERK KAREN A. YARBROUGH

69 W. Washington Street, Suite 500, Chicago, Illinois 60602

TEL 312.603.0906 FAX 312.603.9786 WEB cookcountyclerk.com

Election Day Contact Information

These phone numbers apply to **suburban** Cook County precincts **ONLY!**

Media Inquiries

James Scalzitti 312.603.0991
312.835.0817

Frank Herrera 312.603.7118

Legal

To report voter fraud or irregularities 312.603.0236

Automated Directory

Election Information

- * Polling place location
- * Other voter services

312.603.0906
cookcountyclerk.com/Elections

Voter Verification

Status Check 312.603.0239
cookcountyclerk.com/VoterInfo

Election Information

Spanish 312.603.6767
Polish 312.603.6770
Chinese 312.603.6769
Hindi 312.603.6743
Korean 312.603.6745
Tagalog 312.603.6742

Disabled Voters

Hospitalized Voters, Curbside Voting 312.603.0929

TDD

Hearing Impaired 312.603.0902

Election Results

cookcountyclerk.com/Results

Facebook

Twitter

facebook.com/cookcountyclerk
[@cookcountyclerk](https://twitter.com/cookcountyclerk)



ELECTIONS

OFFICE OF COOK COUNTY CLERK KAREN A. YARBROUGH

69 W. Washington Street, Suite 500, Chicago, Illinois 60602

TEL 312.603.0906 FAX 312.603.9786 WEB cookcountyclerk.com

Media Guidelines for March 17, 2020 Presidential Primary Election

Attention: Reporters, Photographers and TV News Crews

If any member of the media plans to visit a suburban Cook County polling place on Election Day, please follow these guidelines:

- Upon entering the polling place, introduce yourself to the election judges before conducting any interviews or taking any photographs.
- Provide proof of your media status – preferably a press pass with photo. Business cards will also be accepted. (The Clerk's office does not issue media credentials.)
- All interviews must be conducted outside the polling place, so as not to disturb voting.
- Photos and videos can be taken inside the precinct. However, you may not take shots of a voter making their choices on a paper or touchscreen ballot.
- Please ask first, and respect voters and poll workers who say they do not want to be interviewed or photographed.

The Clerk's office explains these rules to Election Judges during training.

If you encounter resistance, contact:

James Scalzitti, 312.603.0991, james.scalzitti@cookcountyl.gov

or

Frank Herrera, 312.603.7118, frank.herrera@cookcountyl.gov.



ELECTIONS

OFFICE OF COOK COUNTY CLERK KAREN A. YARBROUGH

69 W. Washington, Suite 500, Chicago, Illinois 60602

TEL 312.603.0906 FAX 312.603.9786 WEB cookcountyclerk.com

News Media at Polling Places

- News media must present the Judges of Election with one of the following:

- Cook County media credentials OR
- ID from a known news media organization.

If the media have **any one** of these forms of identification, they may remain after submitting the completed second page of this form. Judges shall keep the media credential forms with the polling place records.

- If the media representatives do NOT have any of the identification or credentials listed above or the news media organization is not known, advise them to leave and to call 312.603.0991.
- In the polling place, the media ARE allowed to take video and photographs – so long as the voters DO NOT OBJECT, and so long as the videos or photographs DO NOT violate the voters' privacy. If a voter objects, the media shall not photograph or film *that voter* under any circumstances.
- Interviews of voters can be conducted only outside the 100-foot campaign-free zone.
- Media must observe the same rules that apply to pollwatchers, except as noted above. Like pollwatchers, the media may ask judges how many voters have cast ballots or may make notes of which voters are applying for ballots.
- Refer all other media inquiries to the Clerk's Communications Department at 312.603.0991.



ELECTIONS

OFFICE OF COOK COUNTY CLERK KAREN A. YARBROUGH

69 W. Washington, Suite 500, Chicago, Illinois 60602

TEL 312.603.0906 FAX 312.603.9786 WEB cookcountyclerk.com

2020 Primary Election Media Credential Form

The Judge of Election shall keep this form with polling place records.

This form documents news-media access to observe election activities in the polling place and take photographs or videos with certain limitations. The member of the news media shall not violate the privacy of any voter's ballot. The member of the news media shall honor the requests of any voters who do not want to be photographed or videotaped in the polling place. The member of the news media shall not touch, tamper with or move election materials or equipment. The member of the news media shall respect the campaign-free zone and not conduct interviews of voters or otherwise conduct conversations that might constitute electioneering in the campaign-free zone. Failure to abide by these rules can result in removal of the member of the news media from the polling place.

Date _____ Time _____ am / pm

Polling Place _____

Address _____

Name of Reporter/Photographer _____

Media Organization _____

Media Address _____

Media Phone Number _____

A handwritten signature in black ink, appearing to read "Edmund Michalowski".

Edmund Michalowski, Deputy Clerk

A handwritten signature in black ink, appearing to read "Karen A. Yarbrough".

Karen A. Yarbrough, Cook County Clerk



ELECTIONS

OFFICE OF COOK COUNTY CLERK KAREN A. YARBROUGH

69 W. Washington Street, Suite 500, Chicago, Illinois 60602

TEL 312.603.0906 FAX 312.603.9786 WEB cookcountyclerk.com

Suburban Vital Records offices will be closed on Election Day

Downtown and Suburban locations to re-open on Wednesday

The Cook County Clerk's five suburban Bureau of Vital Records offices will be closed on Tuesday, November 6 due to the Gubernatorial Election.

The downtown office will be open normal office hours, 8:30am – 5:00pm.

Customers will NOT be able to apply for birth, marriage, domestic partnership and death records at the following locations:

- Skokie Courthouse: 5600 W. Old Orchard Rd.
- Rolling Meadows Courthouse: 2121 Euclid Ave.
- Maywood Courthouse: Whitcomb Building - 1311 Maybrook Sq., Room 104
- Markham Courthouse: 16501 S. Kedzie Ave.
- Bridgeview Courthouse: 10220 S. 76th Ave.

All Vital Records offices will reopen on Wednesday, November 7.

We apologize for any inconvenience.

###



ELECTIONS

OFFICE OF COOK COUNTY CLERK KAREN A. YARBROUGH
69 W. Washington Street, Suite 500, Chicago, Illinois 60602

TEL 312.603.0906 FAX 312.603.9786 WEB cookcountyclerk.com

Write-in candidates: **March 17, 2020 Presidential Primary Election**

To be eligible as a write-in candidate in Illinois, a person must file paperwork with the county clerk or election authority in each jurisdiction where his or her name will appear on the ballot.

President of the United States

Richard Mayers, Republican

United States Senator

Richard Mayers, Republican

U.S. Representative, 1st District

Richard Mayers, Republican

U.S. Representative, 3rd District

Richard Mayers, Republican

U.S. Representative, 8th District

Joseph J Hantsch, Republican

U.S. Representative, 9th District

Andrew Heldut, Democratic

Richard Mayers, Republican

U.S. Representative, 10th District

Adam Broad, Democratic

**Delegate to the National Nominating
Convention, 3rd District**

Richard Mayers, Republican

**Alternate Delegate to the National
Nominating Convention, 3rd District**

Richard Mayers, Republican

State Senator, 19th District

August Deuser, Republican

State Senator, 28th District

Peter "Pete D" Dombrowski, Republican

**Representative in the General
Assembly, 16th District**

Brian Lee O'Donnell, Republican

**Representative in the General
Assembly, 22nd District**

Richard Mayers, Republican

**Representative in the General
Assembly, 27th District**

Marlo Barnett, Democratic

**Metropolitan Water Reclamation
District Commissioner**

Richard Mayers, Republican

Frank Rowder, Republican

States Attorney

Richard Mayers, Republican

Clerk of the Circuit Court

Richard Mayers, Republican

**Judge of the Supreme Court (Vacancy of
Freeman)**

Richard Mayers, Republican

**Judge of the Appellate Court (Vacancy
of Neville, Jr.)**

Richard Mayers, Republican



ELECTIONS

OFFICE OF COOK COUNTY CLERK KAREN A. YARBROUGH

69 W. Washington Street, Suite 500, Chicago, Illinois 60602

TEL 312.603.0906 FAX 312.603.9786 WEB cookcountyclerk.com

Referenda: March 17, 2020 Presidential Primary Election

Title	Question
Town of Cicero, Referendum Question	Should the sale of cannabis and cannabis products for recreational use by adults 21 and older be allowed at licensed dispensaries within the Town of Cicero?
City of Blue Island, Referendum Question 1	Shall the City of Blue Island restrict the number of aldermen to seven (7) aldermen, with one (1) alderman representing each ward?
City of Blue Island, Referendum Question 2	Shall the City of Blue Island establish a Road Maintenance Fund and dedicate resources to this Fund for investment in its public infrastructure including but not limited to investment in its roads, alleys, paths and sidewalks?
City of Blue Island, Referendum Question 3	Shall any monies saved by reducing the number of City of Blue Island alderman from fourteen (14) to seven (7) be deposited in a Road Maintenance Fund and be used to repair and maintain the City of Blue Island's public infrastructure including its streets and alleys?
Village of Burr Ridge, Referendum Question	Shall the Village of Burr Ridge become a home rule unit?
Village of Calumet Park, Referendum Question 1	Shall the terms of office for those persons elected to the offices of Village President, Village Clerk or Village Trustee in the Village of Calumet Park, at the consolidated election to be held April 6, 2021, and at each election for any of said offices thereafter, be limited such that no person so elected may serve more than three (3) consecutive full four (4) year terms in the same office?

Village of Calumet Park, Referendum Question 2	Shall the Village of Calumet Park initiate the process by which the Local Public Library for the Village of Calumet Park be disestablished and dissolved?
Village of Calumet Park, Referendum Question 3	Shall the Village of Calumet Park support its Active Military residents and amend the Village of Calumet Park Code of Ordinances to provide an exemption from the Motor Vehicle Wheel Tax such that a motor vehicle license or sticker shall be issued at no charge for a single passenger vehicle owned by a veteran upon showing valid proof of service, registration, and residence?
City of Des Plaines, Referendum Question	Shall the City Clerk in the City of Des Plaines be appointed by the City Manager rather than be elected?
Village of Elk Grove Village, Referendum Question 1	Should the Village have local neighborhood community events?
City of Evanston, Referendum Question 1	Shall the City's offices of mayor, city alderman, and city clerk be elected in nonpartisan elections and, if necessary, non-partisan primaries commencing with the election to be held in 2020 and thereafter?
Village of Hoffman Estates, Referendum Question 1	Shall the Village of Hoffman Estates encourage the creation of a full interchange at Beverly Road and the I-90 Jane Addams Memorial Tollway?
Village of Hoffman Estates, Referendum Question 2	Shall the Village of Hoffman Estates encourage the State of Illinois to appoint judges based on merit?
Village of Hoffman Estates, Referendum Question 3	Shall the Village of Hoffman Estates encourage the development of entertainment venues within the Village of Hoffman Estates' Economic Development Area?
Village of Lemont, Referendum Question	Shall the Village of Lemont, in Counties of Cook, Will and DuPage, Illinois, allow the operation of a recreational cannabis (marijuana) dispensary within its jurisdiction?
Village of Lynwood, Referendum Question 3	Shall the Village of Lynwood become a Home Rule Unit of Government pursuant to Article VII, Section 6 of the Constitution of the State of Illinois?

Village of Lynwood, Referendum Question 1	Shall the Village of Lynwood, Cook County Illinois adopt the following term limits to be effective for, and applicable to all persons who are candidates for those offices being elected at the Consolidated General election on April 6, 2021 and subsequent elections, so that no person may hold office of Village President, Village Clerk, or Village Trustee for more than two four year terms prospectively?
Village of Lynwood, Referendum Question 2	Shall the Village of Lynwood, Cook County Illinois pursue obtaining its own United States postal zip code?
City of Northlake, Referendum Question	Shall the City of Northlake allow cannabis businesses to operate within the City of Northlake?
Village of Riverside, Referendum Question 2	Shall the Village of Riverside, Cook County, Illinois, renovate the interior of the lower level of the Riverside Public Library building and furnish necessary equipment in connection therewith and issue its bonds to the amount of \$1,500,000 for the purpose of paying the costs thereof?
Village of Riverside, Referendum Question 1	Shall the terms of office for those persons elected to the offices of Village President or Village Trustee in the Village of Riverside at the Consolidated Election to be held on April 6, 2021, and at each election for such offices thereafter, be limited such that a person so elected may serve no more than three (3) consecutive full four (4) year terms in the office of Village President, and no more than three (3) consecutive full four (4) year terms in the office of Village Trustee?
City of Rolling Meadows, Referendum Question	Shall the terms of office for those persons elected to the office of alderman in the City of Rolling Meadows at the April 6, 2021 Consolidated Election, and at each election thereafter, be limited such that no person shall be eligible to seek election to or hold the office of alderman where that person has been previously elected to the office of alderman of the City of Rolling Meadows for two (2) consecutive full four (4) year terms?
Village of Rosemont, Referendum Question 1	Shall the Village of Rosemont, Cook County, Illinois, allow cannabis dispensaries to operate within the boundaries of the Village of Rosemont?

Village of Rosemont, Referendum Question 2	Shall the Village of Rosemont allow video gaming to operate within the boundaries of the Village of Rosemont?
Village of Stone Park, Referendum Question	Shall the Stone Park Fire Department serving the citizens with the Village of Stone Park cease to provide emergency services and be dissolved and discontinued?
Village of Westchester, Referendum Question 1	Shall the Village of Westchester prohibit the location of adult-use cannabis dispensing organizations within the Village of Westchester?
Village of Westchester, Referendum Question 2	Shall the Village of Westchester become a home rule unit?
Village of Wheeling, Referendum Question	Shall the Village Clerk of the Village of Wheeling be appointed by the President, with the advice and consent of the Board of Trustees, rather than be elected?
Unit School District 220, Referendum Question	Shall the Board of Education of Barrington Community Unit School District Number 220, Lake, Cook, Kane and McHenry Counties, Illinois, build and equip additions to and alter, repair and equip existing buildings, including but not limited to renovating instructional spaces, restrooms and food service areas, installing school safety and security improvements, replacing roofs and mechanical, electrical and plumbing systems and constructing additions to eliminate mobile classrooms, improve school sites and issue bonds of said School District to the amount of \$147,000,000 for the purpose of paying the costs thereof?
Unit School District 401, Referendum Question	Shall the Board of Education of Elmwood Park Community Unit School District Number 401, Cook County, Illinois, build and equip an addition to and renovate, alter, repair and equip the existing John Mills Elementary School Building, renovate, alter, repair and equip the existing Elmwood Elementary School Building, install safety and security improvements, improve sites and issue bonds of said School District to the amount of \$55,000,000 for the purpose of paying the costs thereof?

School District 34, Referendum
Question

Shall the Board of Education of Glenview Community Consolidated School District Number 34, Cook County, Illinois, improve the sites of, build and equip additions to and alter, repair and equip existing buildings, including but not limited to replacing fire suppression, plumbing, electrical and mechanical systems, increasing accessibility to comply with the Americans with Disabilities Act (ADA), improving underground stormwater detention, renovating and expanding Springman Middle School, adding classrooms for full-day kindergarten and renovating classrooms and science labs, and issue bonds of said School District to the amount of \$119,000,000 for the purpose of paying the costs thereof?

High School District 220, Referendum
Question

Shall the Board of Education of Reavis Township High School District Number 220, Stickney Township and Cook County, Illinois, construct, improve, renovate, alter, repair, and replace portions of the Reavis Township High School Building and Campus, including, but not limited to, building a new Field House; improving School Safety, Communication, and Emergency Response Systems and Equipment; renovating the current Industrial Tech/STEM/Pool Wing; to assist in funding the District's portion of a new A.E.R.O. Special Education Cooperative building; altering facilities to make them Americans with Disabilities Act accessible to persons with disabilities; repairing 70-year old building infrastructure; improving the HVAC, electrical capacity, plumbing, roofing, tuck pointing (the "Project"), at a cost of \$45,000,000.00?

School District 78, Referendum
Question

Shall the Board of Education of Rosemont School District Number 78, Cook County, Illinois, build and equip a new school building for instructional purposes and issue bonds of said School District to the amount of \$40,000,000 for the purpose of paying the costs thereof?

School District 81, Referendum
Question

Shall the Board of Education of Schiller Park School District Number 81, Cook County, Illinois, build and equip a school building to replace the Washington Elementary School Building, install fire suppression systems, security systems and Americans with Disability Act (ADA) compliance measures therein, acquire land therefor, improve the site thereof and issue bonds of said School District to the amount of \$30,000,000 for the purpose of paying the costs thereof?

School District 87, Referendum
Question

Shall the Board of Education of Berkeley School District Number 87, Cook County, Illinois, build and equip a school building to replace the Sunnyside Intermediate and MacArthur Middle School Buildings, build and equip additions to and alter, repair and equip the Riley Intermediate and Northlake Middle School Buildings, alter, repair and equip the Whittier Primary and Jefferson Primary School Buildings, improve sites, renovate instructional spaces, provide STEM (science, technology, engineering and math) labs, construct life safety, security and infrastructure improvements and issue bonds of said School District to the amount of \$105,000,000 for the purpose of paying the costs thereof?

School District 94, Referendum
Question

Shall Komarek School District Number 94, Cook County, Illinois, build and equip additions to, alter, repair, equip, demolish a portion of and improve the site of the existing Komarek School building, and issue its bonds to the amount of \$20,800,000 for the purpose of paying the costs thereof?

Morton Grove Park District,
Referendum Question

Shall the limiting rate under the Property Tax Extension Limitation Law for the Morton Grove Park District, Cook County, Illinois, be increased by an additional amount equal to .105% above the limiting rate for levy year 2018 for the purposes of renovating, redeveloping, operating, and maintaining the property and facilities known as Harrer Park Pool, owned by the Morton Grove Park District, and for other lawful purposes of the Morton Grove Park District, and be equal to .400% of the equalized assessed value of the taxable property therein for levy year 2020?" 1) The approximate amount of taxes extendable at the most recently extended limiting rate is \$2,307,783, and the approximate amount of taxes extendable if the proposition is approved is \$3,129,197. 2) For the 2020 levy year the approximate amount of the additional tax extendable against property containing a single family residence and having a fair market value at the time of the referendum of \$100,000 is estimated to be \$30.57. 3) If the proposition is approved, the aggregate extension for 2020 will be determined by the limiting rate set forth in the proposition, rather than the otherwise applicable limiting rate calculated under the provisions of the Property Tax Extension Limitation Law (commonly known as the Property Tax Cap Law).

South Barrington Park District,
Referendum Question

Shall the South Barrington Park District, Cook County, Illinois, sell the following described real estate: that approximately 34-acre parcel of real property consisting of all of the land, commonly known as "Area N," located at the southeast corner of Bartlett Road and Route 59 in South Barrington, Illinois?

Gail Borden Library District,
Referendum Question

Shall the limiting rate under the Property Tax Extension Limitation Law for Gail Borden Public Library District, Kane County and Cook County, Illinois, be increased by an additional amount equal to 0.08765% above the limiting rate for levy year 2018 in Kane County, Illinois and by an additional amount equal to 0.0850% above the limiting rate for levy year 2018 in Cook County, Illinois for the purpose of the establishment, maintenance, and support of a public library and be equal to 0.486% of the equalized assessed value of the taxable property therein for levy year 2020?" 1) The approximate amount of taxes extendable at the most recently extended limiting rate is \$12,321,622.56, and the approximate amount of taxes extendable if the proposition is approved is \$15,009,960.42. 2) For the 2020 levy year the approximate amount of the additional tax extendable against property containing a single family residence and having a fair market value at the time of the referendum of \$100,000 is estimated to be \$29.22 in Kane County, Illinois and \$24.74 in Cook County, Illinois. 3) If the proposition is approved, the aggregate extension for 2020 will be determined by the limiting rate set forth in the proposition rather than the otherwise applicable limiting rate calculated under the provisions of the Property Tax Extension Limitation Law (commonly known as the Property Tax Cap Law).

Yorkfield Fire Protection District, Referendum Question	Shall the limiting rate under the Property Tax Extension Limitation Law for the Yorkfield Fire Protection District, Cook and DuPage Counties, Illinois, be increased by an additional amount equal to 0.20% above the limiting rate for fire protection and ambulance purposes for levy year 2018 and be equal to 0.4186% of the equalized assessed value of the taxable property therein for levy year 2020?" 1) The approximate amount of taxes extendable at the most recent extended limiting rate is \$117,196, and the approximate amount of taxes extendable if the proposition is approved is \$224,420. 2) For the 2020 levy year the approximate amount of the additional tax extendable against property containing a single-family residence and having a fair market value at the time of referendum of \$100,000 is estimated to be \$66.67 in DuPage County and \$58.22 in Cook County. 3) If the proposition is approved, the aggregate extension for 2020 will be determined by the limiting rate set forth in the proposition, rather than the otherwise applicable limiting rate calculated under the provisions of the Property Tax Extension Limitation Law (commonly known as the Property Tax Cap Law).
Town of Cicero, Referendum Question	Should the sale of cannabis and cannabis products for recreational use by adults 21 and older be allowed at licensed dispensaries within the Town of Cicero?
City of Blue Island, Referendum Question 1	Shall the City of Blue Island restrict the number of aldermen to seven (7) aldermen, with one (1) alderman representing each ward?
City of Blue Island, Referendum Question 2	Shall the City of Blue Island establish a Road Maintenance Fund and dedicate resources to this Fund for investment in its public infrastructure including but not limited to investment in its roads, alleys, paths and sidewalks?
City of Blue Island, Referendum Question 3	Shall any monies saved by reducing the number of City of Blue Island alderman from fourteen (14) to seven (7) be deposited in a Road Maintenance Fund and be used to repair and maintain the City of Blue Island's public infrastructure including its streets and alleys?
Village of Burr Ridge, Referendum Question	Shall the Village of Burr Ridge become a home rule unit?

Village of Calumet Park, Referendum Question 1	Shall the terms of office for those persons elected to the offices of Village President, Village Clerk or Village Trustee in the Village of Calumet Park, at the consolidated election to be held April 6, 2021, and at each election for any of said offices thereafter, be limited such that no person so elected may serve more than three (3) consecutive full four (4) year terms in the same office?
Village of Calumet Park, Referendum Question 2	Shall the Village of Calumet Park initiate the process by which the Local Public Library for the Village of Calumet Park be disestablished and dissolved?
Village of Calumet Park, Referendum Question 3	Shall the Village of Calumet Park support its Active Military residents and amend the Village of Calumet Park Code of Ordinances to provide an exemption from the Motor Vehicle Wheel Tax such that a motor vehicle license or sticker shall be issued at no charge for a single passenger vehicle owned by a veteran upon showing valid proof of service, registration, and residence?
City of Des Plaines, Referendum Question	Shall the City Clerk in the City of Des Plaines be appointed by the City Manager rather than be elected?
Village of Elk Grove Village, Referendum Question 1	Should the Village have local neighborhood community events?
City of Evanston, Referendum Question 1	Shall the City's offices of mayor, city alderman, and city clerk be elected in nonpartisan elections and, if necessary, non-partisan primaries commencing with the election to be held in 2020 and thereafter?
Village of Hoffman Estates, Referendum Question 1	Shall the Village of Hoffman Estates encourage the creation of a full interchange at Beverly Road and the I-90 Jane Addams Memorial Tollway?
Village of Hoffman Estates, Referendum Question 2	Shall the Village of Hoffman Estates encourage the State of Illinois to appoint judges based on merit?
Village of Hoffman Estates, Referendum Question 3	Shall the Village of Hoffman Estates encourage the development of entertainment venues within the Village of Hoffman Estates' Economic Development Area?

Village of Lemont, Referendum Question	Shall the Village of Lemont, in Counties of Cook, Will and DuPage, Illinois, allow the operation of a recreational cannabis (marijuana) dispensary within its jurisdiction?
Village of Lynwood, Referendum Question 3	Shall the Village of Lynwood become a Home Rule Unit of Government pursuant to Article VII, Section 6 of the Constitution of the State of Illinois?
Village of Lynwood, Referendum Question 1	Shall the Village of Lynwood, Cook County Illinois adopt the following term limits to be effective for, and applicable to all persons who are candidates for those offices being elected at the Consolidated General election on April 6, 2021 and subsequent elections, so that no person may hold office of Village President, Village Clerk, or Village Trustee for more than two four year terms prospectively?
Village of Lynwood, Referendum Question 2	Shall the Village of Lynwood, Cook County Illinois pursue obtaining its own United States postal zip code?
City of Northlake, Referendum Question	Shall the City of Northlake allow cannabis businesses to operate within the City of Northlake?
Village of Riverside, Referendum Question 2	Shall the Village of Riverside, Cook County, Illinois, renovate the interior of the lower level of the Riverside Public Library building and furnish necessary equipment in connection therewith and issue its bonds to the amount of \$1,500,000 for the purpose of paying the costs thereof?
Village of Riverside, Referendum Question 1	Shall the terms of office for those persons elected to the offices of Village President or Village Trustee in the Village of Riverside at the Consolidated Election to be held on April 6, 2021, and at each election for such offices thereafter, be limited such that a person so elected may serve no more than three (3) consecutive full four (4) year terms in the office of Village President, and no more than three (3) consecutive full four (4) year terms in the office of Village Trustee?

City of Rolling Meadows, Referendum Question	Shall the terms of office for those persons elected to the office of alderman in the City of Rolling Meadows at the April 6, 2021 Consolidated Election, and at each election thereafter, be limited such that no person shall be eligible to seek election to or hold the office of alderman where that person has been previously elected to the office of alderman of the City of Rolling Meadows for two (2) consecutive full four (4) year terms?
Village of Rosemont, Referendum Question 1	Shall the Village of Rosemont, Cook County, Illinois, allow cannabis dispensaries to operate within the boundaries of the Village of Rosemont?
Village of Rosemont, Referendum Question 2	Shall the Village of Rosemont allow video gaming to operate within the boundaries of the Village of Rosemont?
Village of Stone Park, Referendum Question	Shall the Stone Park Fire Department serving the citizens with the Village of Stone Park cease to provide emergency services and be dissolved and discontinued?
Village of Westchester, Referendum Question 1	Shall the Village of Westchester prohibit the location of adult-use cannabis dispensing organizations within the Village of Westchester?
Village of Westchester, Referendum Question 2	Shall the Village of Westchester become a home rule unit?
Village of Wheeling, Referendum Question	Shall the Village Clerk of the Village of Wheeling be appointed by the President, with the advice and consent of the Board of Trustees, rather than be elected?
Unit School District 220, Referendum Question	Shall the Board of Education of Barrington Community Unit School District Number 220, Lake, Cook, Kane and McHenry Counties, Illinois, build and equip additions to and alter, repair and equip existing buildings, including but not limited to renovating instructional spaces, restrooms and food service areas, installing school safety and security improvements, replacing roofs and mechanical, electrical and plumbing systems and constructing additions to eliminate mobile classrooms, improve school sites and issue bonds of said School District to the amount of \$147,000,000 for the purpose of paying the costs thereof?



MARCH 17, 2020 GENERAL PRIMARY ELECTION
SUBURBAN COOK COUNTY - DAILY EARLY VOTING TOTALS BY SITE
(Through March 15, 2020 at 7:00pm)

EARLY VOTING LOCATION	2/19	2/20	2/21	2/24	2/25	2/26	2/27	2/28	3/2	3/3	3/4	3/5	3/6	3/7	3/8	3/9	3/10	3/11	3/12	3/13	3/14	3/15	3/16	TOTAL
69 W WASHINGTON, 5TH FLOOR	6	2	7	7	7	4	3	5	2	3	5	3	4	0	0	2	4	4	9	11	0	0	0	88
69 W WASHINGTON, PEDWAY	8	16	18	4	10	10	18	13	38	97	121	105	88	15	11	96	156	195	249	233	25	20	0	1,546
ALSIP VILLAGE HALL	0	0	0	0	0	0	0	0	94	110	93	78	86	46	25	83	121	131	124	241	149	161	0	1,542
ARLINGTON HEIGHTS VILLAGE HALL	0	0	0	0	0	0	0	0	195	195	227	268	245	229	167	321	426	450	536	810	631	660	0	5,360
BARRINGTON HILLS VILLAGE HALL	0	0	0	0	0	0	0	0	59	48	67	47	68	61	18	61	73	92	136	172	187	173	0	1,262
BELLWOOD VILLAGE HALL	0	0	0	0	0	0	0	0	144	205	185	177	178	108	43	215	314	338	402	484	375	430	0	3,598
BERWYN CITY HALL	0	0	0	0	0	0	0	0	77	140	89	67	71	94	37	113	184	171	239	297	265	285	0	2,129
BRIDGEVIEW COURTHOUSE, ROOM 238	28	24	22	13	22	17	21	14	28	45	52	44	58	30	10	65	63	73	70	100	67	89	0	955
BROOKFIELD VILLAGE HALL	0	0	0	0	0	0	0	0	151	147	160	156	201	195	137	183	262	270	394	613	586	657	0	4,112
BURBANK (PRAIRIE TRAILS LIBRARY DISTRICT)	0	0	0	0	0	0	0	0	98	99	65	70	57	48	25	81	111	113	132	155	140	120	0	1,314
CALUMET CITY LIBRARY	0	0	0	0	0	0	0	0	170	235	182	131	126	115	74	209	275	304	362	399	347	282	0	3,211
CALUMET TOWNSHIP COMMUNITY CENTER	0	0	0	0	0	0	0	0	75	108	96	109	77	45	8	110	170	156	205	251	162	93	0	1,665
CHICAGO HEIGHTS (PRAIRIE STATE COLLEGE), ADULT TRAINING OUTREACH C	0	0	0	0	0	0	0	0	57	64	47	47	42	60	12	59	77	134	160	279	253	330	0	1,621
CICERO COMMUNITY CENTER	0	0	0	0	0	0	0	0	62	110	84	45	61	52	37	81	95	132	116	131	151	121	0	1,278
CICERO PSO BUILDING	0	0	0	0	0	0	0	0	70	94	62	36	47	40	38	76	71	55	102	92	89	107	0	979
COOK COUNTY JAIL	0	0	0	0	0	0	0	0	0	0	0	0	0	63	49	0	0	0	0	0	26	20	0	158
CRESTWOOD (ANDREW BIELA SENIOR CITIZEN CENTER)	0	0	0	0	0	0	0	0	80	81	68	82	76	57	18	93	84	100	117	159	118	123	0	1,256
DES PLAINES PUBLIC LIBRARY	0	0	0	0	0	0	0	0	179	183	159	162	145	186	138	202	233	264	314	438	452	470	0	3,525
ELK GROVE VILLAGE HALL	0	0	0	0	0	0	0	0	129	156	128	101	128	128	80	125	153	205	191	288	286	277	0	2,375
ELMWOOD PARK VILLAGE HALL	0	0	0	0	0	0	0	0	69	109	83	77	73	97	32	77	134	138	163	231	210	143	0	1,636
EVANSTON CIVIC CENTER	0	0	0	0	0	0	0	0	185	255	224	308	281	403	235	419	477	528	800	1,196	1,085	1,019	0	7,415
FRANKLIN PARK VILLAGE HALL	0	0	0	0	0	0	0	0	39	53	41	44	35	53	22	38	52	69	63	112	123	102	0	846
GLENVIEW VILLAGE HALL	0	0	0	0	0	0	0	0	203	215	208	259	309	466	163	289	374	389	497	723	619	504	0	5,218
HODGKINS VILLAGE HALL	0	0	0	0	0	0	0	0	145	186	172	174	155	214	83	201	256	317	339	540	281	317	0	3,380
HOFFMAN ESTATES VILLAGE HALL	0	0	0	0	0	0	0	0	77	105	116	109	106	101	41	121	192	170	231	289	317	310	0	2,285
LANSING PUBLIC LIBRARY	0	0	0	0	0	0	0	0	107	92	98	93	88	77	32	130	137	168	192	222	218	223	0	1,877
LEMONT TOWNSHIP HALL	0	0	0	0	0	0	0	0	112	138	117	71	93	95	29	108	182	203	203	252	196	259	0	2,058
LYNWOOD SENIOR YOUTH CENTER	0	0	0	0	0	0	0	0	69	91	63	68	67	56	8	83	114	98	115	181	148	111	0	1,272
MARKHAM COURTHOUSE, ROOM 238	7	22	24	25	14	15	14	25	39	83	58	83	54	15	5	66	109	112	129	174	111	122	0	1,306
MATTESON COMMUNITY CENTER	0	0	0	0	0	0	0	0	160	222	206	192	194	184	75	242	326	540	601	838	645	708	0	5,133
MAYWOOD COURTHOUSE (WHITCOMB BUILDING), ROOM 104	7	5	6	8	13	1	8	4	48	51	33	43	33	28	14	69	86	78	108	130	123	158	0	1,054
MELROSE PARK VILLAGE HALL	0	0	0	0	0	0	0	0	156	138	116	88	75	81	21	104	133	108	103	173	134	128	0	1,558
MOUNT PROSPECT VILLAGE HALL	0	0	0	0	0	0	0	0	116	155	134	117	128	131	72	144	194	216	243	438	381	318	0	2,787
NILES VILLAGE HALL	0	0	0	0	0	0	0	0	151	163	131	134	114	125	68	146	200	222	183	351	298	253	0	2,539
NORRIDGE VILLAGE HALL	0	0	0	0	0	0	0	0	85	99	89	61	72	94	39	78	119	113	149	187	157	157	0	1,499
NORTHBROOK VILLAGE HALL	0	0	0	0	0	0	0	0	208	244	225	286	317	341	184	345	462	459	498	873	600	544	0	5,586
OAK FOREST CITY HALL	0	0	0	0	0	0	0	0	107	106	93	102	86	63	23	137	154	132	213	261	177	155	0	1,809
OAK LAWN VILLAGE HALL	0	0	0	0	0	0	0	0	215	269	201	199	203	219	98	240	274	315	378	515	438	425	0	3,989
OAK PARK VILLAGE HALL	0	0	0	0	0	0	0	0	166	189	185	193	210	291	232	307	349	396	634	945	928	1,027	0	6,052
OLYMPIA FIELDS (SUNRISE VILLA)	0	0	0	0	0	0	0	0	179	213	176	187	176	172	80	232	323	0	0	0	0	0	0	1,738
ORLAND TOWNSHIP	0	0	0	0	0	0	0	0	255	345	311	278	311	229	141	397	473	512	473	705	569	483	0	5,482
PALATINE VILLAGE HALL	0	0	0	0	0	0	0	0	165	191	248	162	199	258	123	229	329	334	417	626	518	530	0	4,329
PALOS HEIGHTS RECREATION CENTER	0	0	0	0	0	0	0	0	155	186	145	135	141	100	43	168	271	222	266	345	219	230	0	2,626
PARK RIDGE (CENTENNIAL ACTIVITY CENTER)	0	0	0	0	0	0	0	0	132	125	138	110	153	154	90	147	180	258	269	469	367	317	0	2,909
ROLLING MEADOWS COURTHOUSE, ROOM 238	5	17	14	13	17	17	15	12	17	38	36	38	42	23	23	37	47	60	64	82	73	55	0	745
SCHAUMBURG (TRICKSTER ART GALLERY)	0	0	0	0	0	0	0	0	227	257	236	244	221	283	139	286	419	367	403	583	511	517	0	4,693
SKOKIE COURTHOUSE, ROOM 149	17	29	19	22	13	18	8	19	35	53	59	30	69	45	20	38	57	74	80	99	61	66	0	931
SKOKIE VILLAGE HALL	0	0	0	0	0	0	0	0	258	237	249	288	283	214	168	333	329	372	486	744	520	461	0	4,942
SOUTH CHICAGO HEIGHTS SENIOR CENTER	0	0	0	0	0	0	0	0	64	69	46	54	35	24	9	54	53	81	80	106	75	89	0	839
SOUTH HOLLAND (SOUTH SUBURBAN COLLEGE), CONFERENCE CENTER, THO	0	0	0	0	0	0	0	0	151	158	130	136	95	87	45	152	214	226	297	386	309	290	0	2,676
STICKNEY-FOREST VIEW LIBRARY	0	0	0	0	0	0	0	0	78	61	57	48	57	58	16	62	78	78	99	136	150	92	0	1,070
STREAMWOOD VILLAGE HALL	0	0	0	0	0	0	0	0	142	187	165	186	157	150	64	190	287	284	268	438	289	285	0	3,092
TINLEY PARK VILLAGE HALL	0	0	0	0	0	0	0	0	154	163	138	110	109	121	44	172	195	211	263	369	304	349	0	2,702
WHEELING (CHAMBER PARK CHURCH BLDG.)	0	0	0	0	0	0	0	0	93	94	99	98	89	109	42	92	118	143	167	225	216	217	0	1,802
WILMETTE (CENTENNIAL ICE RINKS)	0	0	0	0	0	0	0	0	163	183	202	226	267	365	164	340	344	393	427	687	699	561	0	5,021
TOTAL	78	115	110	92	96	82	87	92	6,433	7,643	6,918	6,759	6,855	7,098	3,614	8,448	10,913	11,573	13,759	19,784	16,378	15,943	0	142,870

Early Voting Turnout for Presidential Primary Elections

Site • 2016	Total		Site • 2020	Total
69 W. Washington 5th Floor	138		69 W Washington, 5th Floor	88
69 W. Washington Pedway	1,904		69 W Washington, Pedway	1,546
Alsip Village Hall	1,405		Alsip Village Hall	1,542
Arlington Heights Village Hall	5,882		Arlington Heights Village Hall	5,360
Barrington Hills Village Hall	617		Barrington Hills Village Hall	1,262
Bellwood Village Hall	2,817		Bellwood Village Hall	3,598
Berwyn City Hall	1,601		Berwyn City Hall	2,129
Bridgeview Courthouse	382		Bridgeview Courthouse, Room 238	955
Calumet City Library	3,290		Brookfield Village Hall	4,112
Calumet Township Community Center	1,507		Burbank (Prairie Trails Library District)	1,314
Centennial Ice Rink	3,998		Calumet City Library	3,211
Cicero Community Center	983		Calumet Township Community Center	1,665
Cicero PSO Building	736		Chicago Heights (Prairie State College)	1,621
Des Plaines City Hall	2,260		Cicero Community Center	1,278
Elk Grove Village Hall	1,603		Cicero PSO Building	979
Elmwood Park Village Hall	1,129		Cook County Jail	158
Evanston Civic Center	5,153		Crestwood (Andrew Biela Sr. Citizen Center)	1,256
Faith Family Future Center	3,791		Des Plaines Public Library	3,525
Glenview Village Hall	3,229		Elk Grove Village Hall	2,375
Hodgkins Village Hall	3,235		Elmwood Park Village Hall	1,636
Hoffman Estates Village Hall	1,660		Evanston Civic Center	7,415
Lemont Township Hall	1,320		Franklin Park Village Hall	846
Lynwood Senior Youth Center	1,073		Glenview Village Hall	5,218
Maine Township Hall	1,850		Hodgkins Village Hall	3,380
Markham Courthouse	967		Hoffman Estates Village Hall	2,285
Matteson Community Center	5,064		Lansing Public Library	1,877
Melrose Park Village Hall	1,748		Lemont Township Hall	2,058
Niles Village Hall	1,814		Lynwood Senior Youth Center	1,272
Norridge Village Hall	1,138		Markham Courthouse, Room 238	1,306
Northbrook Village Hall	4,386		Matteson Community Center	5,133
Oak Forest City Hall	2,584		Maywood Courthouse (Whitcomb Building)	1,054
Oak Lawn Village Hall	3,310		Melrose Park Village Hall	1,558
Oak Park Village Hall	4,311		Mount Prospect Village Hall	2,787
Orland Township	5,747		Niles Village Hall	2,539
Palatine Township Hall	3,288		Norridge Village Hall	1,499
Palos Heights Administration Building	2,180		Northbrook Village Hall	5,586
Park Forest Village Hall	2,478		Oak Forest City Hall	1,809
Rolling Meadows Courthouse	223		Oak Lawn Village Hall	3,989
Skokie Courthouse	308		Oak Park Village Hall	6,052
Skokie Village Hall	3,163		Olympia Fields (Sunrise Villa)	1,738
Stickney-Forest View Library	1,093		Orland Township	5,482
Streamwood Village Hall	2,705		Palatine Village Hall	4,329
Trickster Art Gallery	3,925		Palos Heights Recreation Center	2,626
Whitcomb Building	413		Park Ridge (Centennial Activity Center)	2,909
			Rolling Meadows Courthouse, Room 238	745
			Schaumburg (Trickster Art Gallery)	4,693
			Skokie Courthouse, Room 149	931
			Skokie Village Hall	4,942
			South Chicago Heights Senior Center	839
			South Holland (South Suburban College)	2,676
			Stickney-Forest View Library	1,070
			Streamwood Village Hall	3,092
			Tinley Park Village Hall	2,702
			Wheeling (Chamber Park Church Bldg.)	1,802
			Wilmette (Centennial Ice Rinks)	5,021
TOTAL	102,408		TOTAL	142,870

**Suburban Cook County Districts that
Overlap with Chicago, Other Counties
March 17, 2020 Presidential Primary Election**

<u>POLITICAL/ TAXING DISTRICT</u>	<u>SUBURBAN COOK</u>	<u>No. of Cook Pcts.</u>	<u>CHIC.</u>	<u>No. of City Pcts.</u>	<u>DUPAGE</u>	<u>KANE</u>	<u>LAKE</u>	<u>MCHENRY</u>	<u>WILL</u>	<u>OTHERS</u>
1st Congressional District	COOK	158	CITY	404					WILL	
2nd Congressional District	COOK	257	CITY	171					WILL	KANKAKEE
3rd Congressional District	COOK	252	CITY	203	DUPAGE				WILL	
4th Congressional District	COOK	97	CITY	348						
5th Congressional District	COOK	79	CITY	437	DUPAGE					
6th Congressional District	COOK	67			DUPAGE	KANE	LAKE	MCHENRY		
7th Congressional District	COOK	118	CITY	479						
8th Congressional District	COOK	191			DUPAGE	KANE				
9th Congressional District	COOK	314	CITY	201						
10th Congressional District	COOK	102					LAKE			
11th Congressional District	COOK	4			DUPAGE	KANE			WILL	KENDALL
1st Representative District	COOK	1	CITY	71						
3rd Representative District	COOK	2	CITY	66						
7th Representative District	COOK	85								
8th Representative District	COOK	35	CITY	51						
14th Representative District	COOK	2	CITY	78						
15th Representative District	COOK	42	CITY	51						
16th Representative District	COOK	32	CITY	44						
17th Representative District	COOK	78								
18th Representative District	COOK	80								
19th Representative District	COOK	8	CITY	78						
20th Representative District	COOK	43	CITY	41						
21st Representative District	COOK	26	CITY	40						
22nd Representative District	COOK	3	CITY	89						
23rd Representative District	COOK	58	CITY	2						
24th Representative District	COOK	44	CITY	17						
27th Representative District	COOK	37	CITY	78						

28th Representative District	COOK	56	CITY	50						
29th Representative District	COOK	60	CITY	14					WILL	
30th Representative District	COOK	79								
31st Representative District	COOK	39	CITY	73						
32nd Representative District	COOK	20	CITY	78						
33rd Representative District	COOK	35	CITY	68						
34th Representative District	COOK	23	CITY	60					WILL	KANKAKEE
35th Representative District	COOK	50	CITY	56						
36th Representative District	COOK	72	CITY	24						
37th Representative District	COOK	20							WILL	
38th Representative District	COOK	72							WILL	
43rd Representative District	COOK	12				KANE				
44th Representative District	COOK	55								
45th Representative District	COOK	5			DUPAGE					
47th Representative District	COOK	6			DUPAGE					
49th Representative District	COOK	3			DUPAGE	KANE				
51st Representative District	COOK	1					LAKE			
52nd Representative District	COOK	12				KANE	LAKE	MCHENRY		
53rd Representative District	COOK	75								
54th Representative District	COOK	77								
55th Representative District	COOK	67	CITY	3						
56th Representative District	COOK	56			DUPAGE					
57th Representative District	COOK	62					LAKE			
58th Representative District	COOK	6					LAKE			
59th Representative District	COOK	7					LAKE			
77th Representative District	COOK	33			DUPAGE					
78th Representative District	COOK	51	CITY	28						
80th Representative District	COOK	46							WILL	
82nd Representative District	COOK	35			DUPAGE				WILL	
Cook County Judicial Circuit 1st Subcircuit	COOK	45	CITY	226						
Cook County Judicial Circuit 2nd Subcircuit	COOK	131	CITY	137						
Cook County Judicial Circuit 3rd Subcircuit	COOK	73	CITY	234						
Cook County Judicial Circuit 7th Subcircuit	COOK	54	CITY	204						
Cook County Judicial Circuit 9th Subcircuit	COOK	149	CITY	94						
Subcircuit	COOK	61	CITY	224						
Subcircuit	COOK	241								
Subcircuit	COOK	225								

Subcircuit	COOK	37	CITY	148						
Subcircuit	COOK	285								
Board of Review 1st District	COOK	1084								
1st Senate District	COOK	1	CITY	136						
4th Senate District	COOK	117	CITY	51						
7th Senate District	COOK	2	CITY	162						
10th Senate District	COOK	51	CITY	115						
11th Senate District	COOK	29	CITY	128						
16th Senate District	COOK	56	CITY	139						
19th Senate District	COOK	92							WILL	
22nd Senate District	COOK	65				KANE				
25th Senate District	COOK	3			DUPAGE	KANE				KENDALL
28th Senate District	COOK	123			DUPAGE					
40th Senate District	COOK	46							WILL	GRUNDY
MWRD of Greater Chicago	COOK	1532	CITY	2069						
City of Blue Island	COOK (Principal)				DUPAGE	KANE				
Village of Burr Ridge	COOK				DUPAGE					
Village of Calumet Park	COOK									
City of Des Plaines	COOK									
Village of Elk Grove Village	COOK									
City of Evanston	COOK									
Village of Hoffman Estates	COOK (Principal)					KANE				
Village of Lemont	COOK (Principal)				DUPAGE				WILL	
Village of Wheeling	COOK (Principal)						LAKE			
Village of Winnetka	COOK									
Town of Cicero	COOK									
	COOK									
Gail Borden Public Library District	COOK					KANE				
Morton Grove Park District	COOK									
South Barrinton Park District	COOK									
Glenview Community Consolidated SD 34	COOK									
Rosemont SD 78	COOK									
Schiller Park SD 81	COOK									

Berkeley SD 87	COOK									
Barrington Unit SD 220	COOK (Principal)					KANE		MCHENRY		
Yorkfield Fire Protectoin District	COOK				Dupage					



ELECTIONS

OFFICE OF COOK COUNTY CLERK KAREN A. YARBROUGH

69 W. Washington Street, Suite 500, Chicago, Illinois 60602

TEL 312.603.0906 FAX 312.603.9786 WEB cookcountyclerk.com

March 17, 2020 Gubernatorial Primary Election Frequently Asked Questions

Q: What hours are polls open on Election Day?

A: Suburban Cook County polling places are open from 6 a.m. to 7 p.m. on Tuesday, March 17.

Q: Do I have to go to a specific polling place on Election Day?

A: Yes. Both registered and unregistered residents can find out where their polling place is, as well as view a sample ballot, on the [Your Voter Information page](#) on the Clerk's website.

Due to recent events, some suburban voters may have had a recent change to the location of their Election Day polling place. All suburban voters are encouraged to check the [Clerk's website](#) to see if their home polling place has been impacted. Visit cookcountyclerk.com/ElectionUpdates for the most up-to-date information.

Q: What precautions are the Clerk's Office taking to protect voters and judges concerning COVID19 (Coronavirus) on Election Day?

A: The Cook County Clerk's Office is following the strictest guidelines from Centers for Disease Control as well as Illinois Department of Public Health guidelines in relation to COVID-19. The Clerk's Office has made an emergency purchase of plenty of hand sanitizer and disinfectant wipes, so every polling place has ample supplies. We encourage all poll workers and voters to keep their hands clean. We will do everything we can to protect voters, polling place workers, but there is no better advice we can give than – basic hygiene and mindfulness of others.

Q: Can I still register and vote on Election Day if I am not registered to vote, and can I do so at my local polling place?

A: Yes. Election Day Registration allows unregistered voters to register and vote on Election Day in every suburban polling place. On Election Day, voters must go to their home precinct in order to participate in Election Day Registration. Residents are encouraged to visit the Clerk's [Voter Information page](#) at cookcountyclerk.com/VoterInfo to find their home precinct, sample ballot and referenda – if applicable. Any voter who needs to register for the first time or file an address/name change must present [two forms of ID](#) – neither needs to be a photo ID, but one must include the voter's current address.

Q: Do I have to choose a political party's ballot in order to vote?

A: Yes. In primary elections, voters must choose a specific political party ballot. Voters may choose a Non-Partisan ballot but it will not include any candidates – only local referenda.

Q: Who do I call if there's a problem at my polling place with registration, equipment, electioneering, etc.?

A: To report voter fraud or irregularities, call our legal department, at 312.603.0989.

Q. What are the ways to vote in the precinct, on Election Day?

A. Every voter has a choice between a paper or touch screen ballot.

Q. What if the wrong candidates or offices are on my ballot?

A. Alert an Election Judge. Do not make any selections or cast your ballot until the Election Judge has addressed the issue. Once you cast the ballot, the vote is cast and your ballot cannot be retrieved.

Q. There are no candidates for some offices on my ballot. Why not?

A. There could be a number of reasons why, but that usually means no candidates filed to run for that office under that party by the filing deadline. If no candidates made the Primary Election ballot to run for an office for an established party, the party can slate someone to run for that office in the General Election.

Q. What if I make a mistake while voting, such as selecting a candidate that I don't want to vote for?

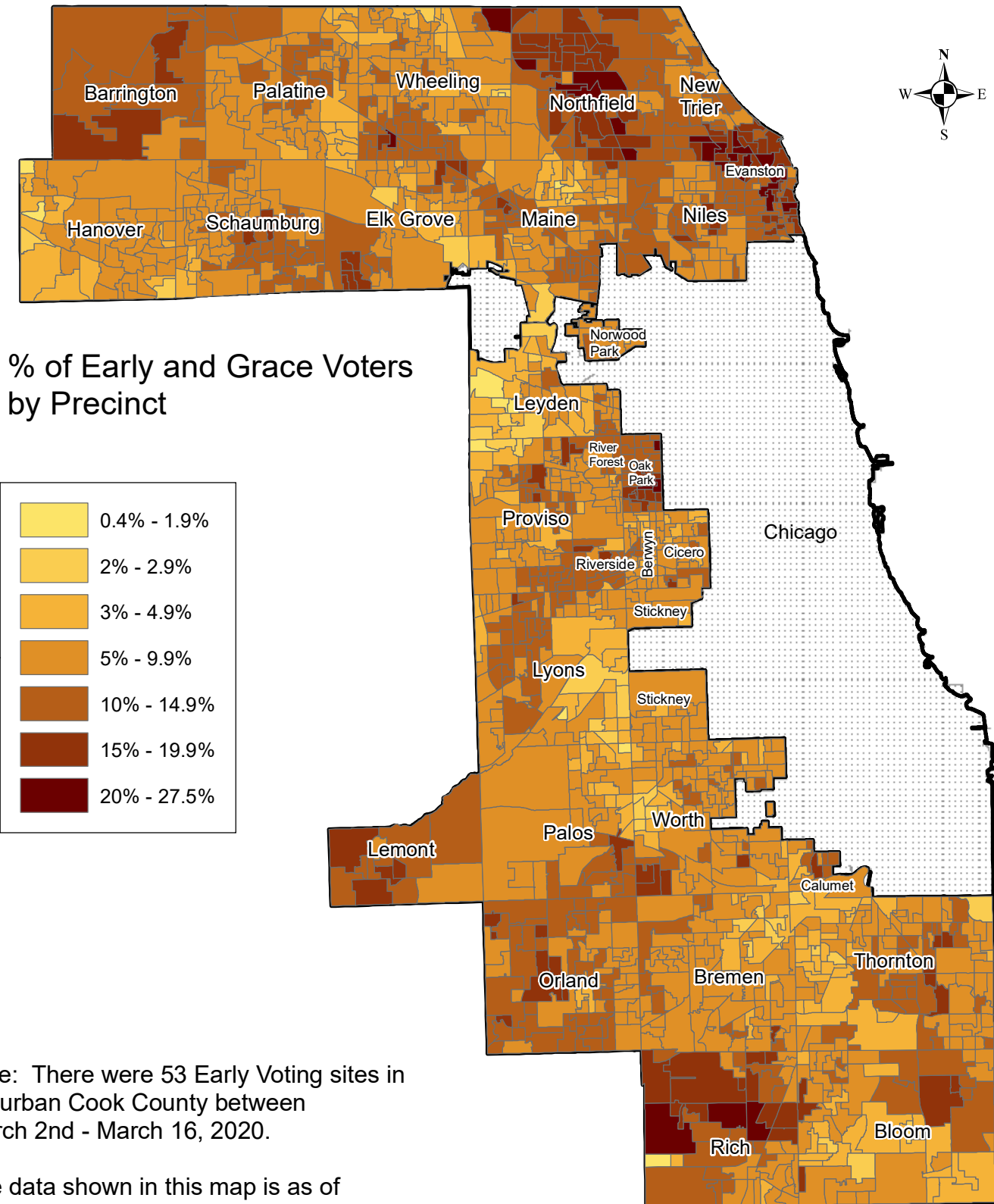
A. If you notice a mistake on your touch screen, just go back to that selection and touch that choice again, then make the choice you want to make. If you are having trouble with the touch screen, alert an Election Judge. If you make a mistake on a paper ballot, you must ask the Election Judge for a new paper ballot. Once you have cast the ballot, either paper or touch screen, the vote is cast and cannot be changed.

Q. I received a mail ballot at home but did not mail it in. Can I vote at a polling place instead?

A. As long as you did not mail in the ballot, you can vote in person at your local precinct on Election Day. If possible, please bring your mail ballot to your polling place to give to the Election Judge. If you vote at the polls on Election Day and your mail ballot is received later by the Clerk's office, it will be destroyed, and only the first vote will be counted. Additionally, remember that it is a felony not just to vote twice in the same election, but to even attempt to vote more than once in the same election.

Early Voting Turnout by Voters' Home Precincts Suburban Cook County

March 17, 2020 Presidential Primary Election



Note: There were 53 Early Voting sites in suburban Cook County between March 2nd - March 16, 2020.

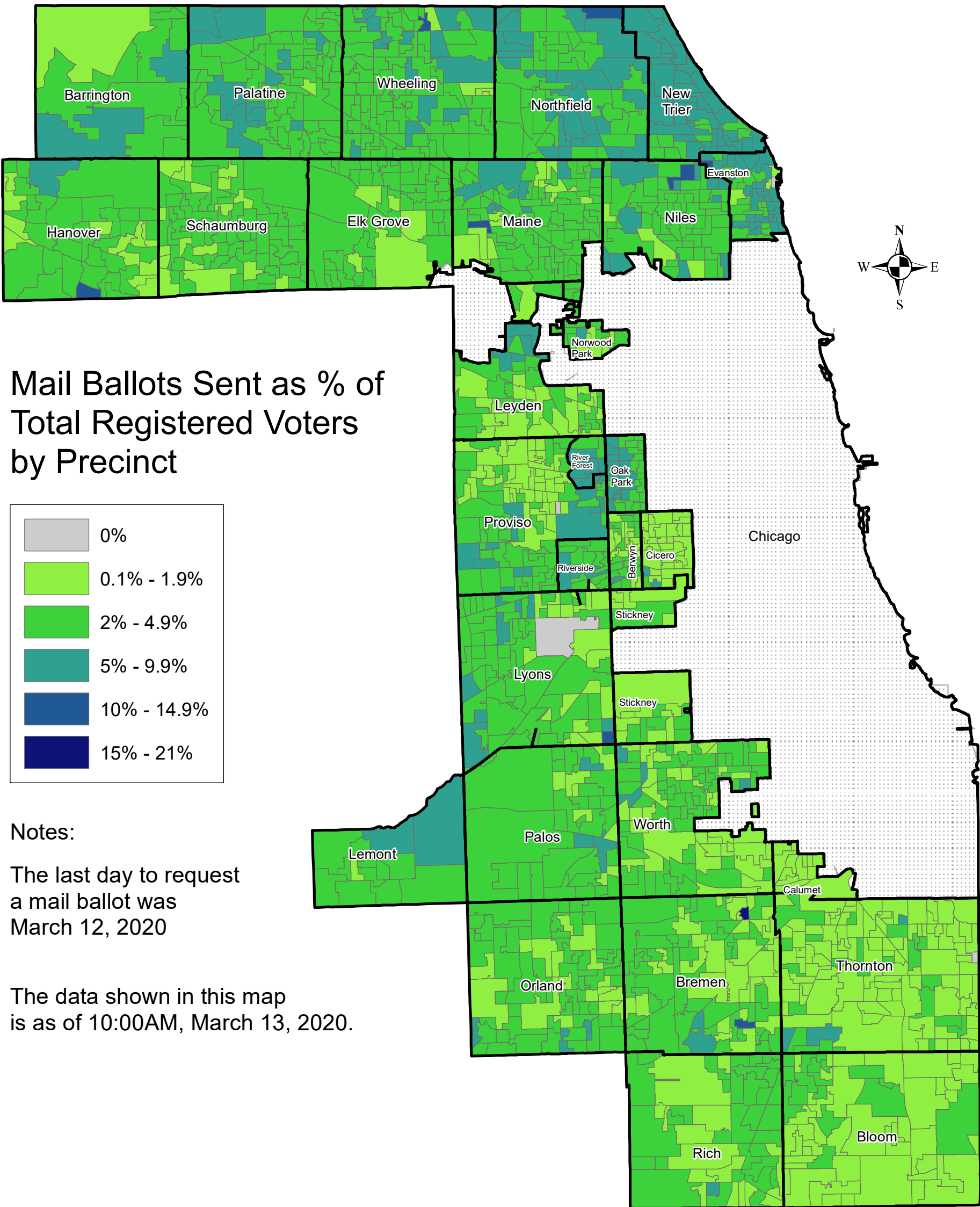
The data shown in this map is as of close of Early Voting on March 15, 2020.



Karen A. Yarbrough
cookcountyclerk.com

March 15, 2020

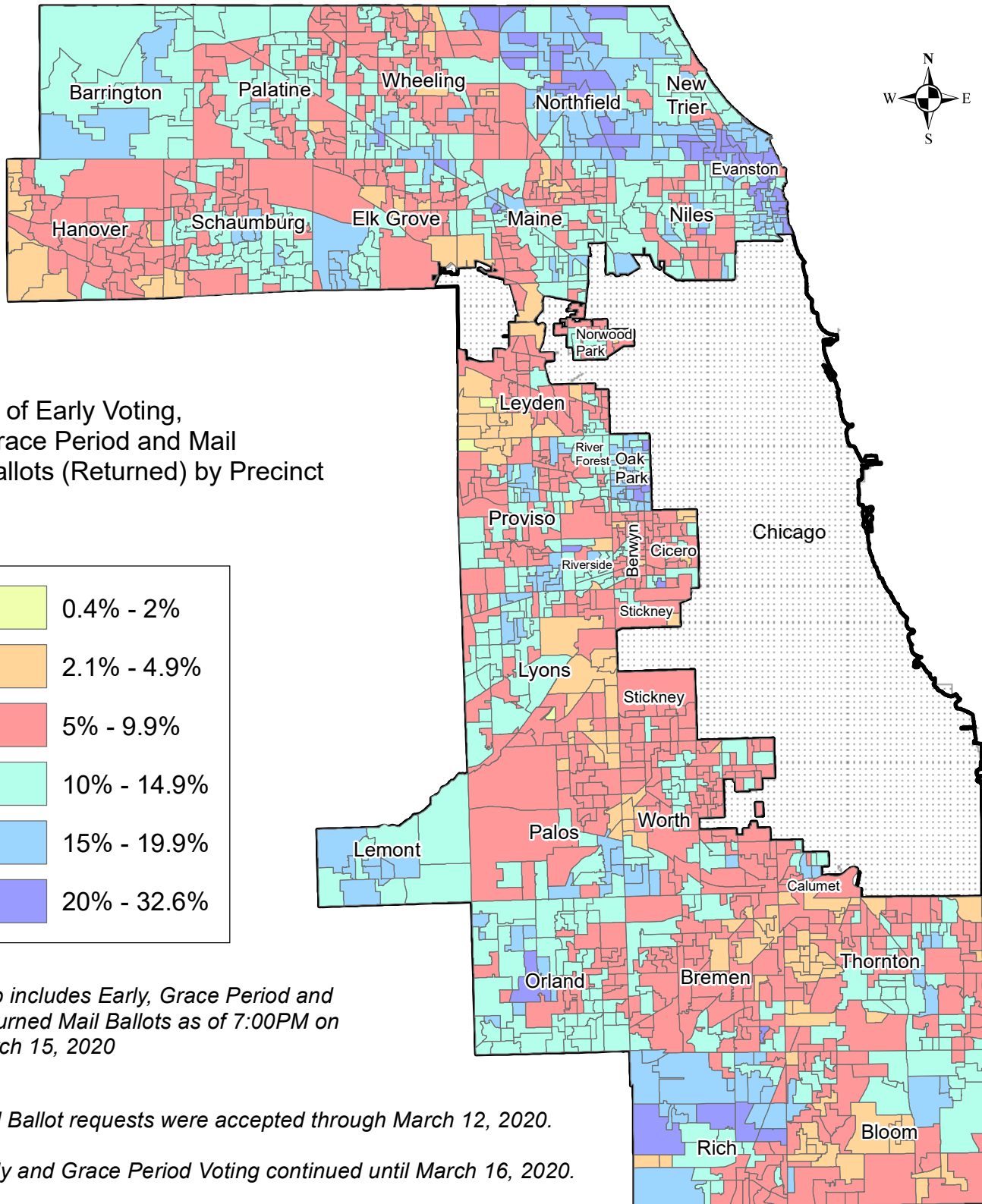
% Registered Voters Who Were Sent Mail Ballots
as of 10:00AM March 13th, 2020
March 17, 2020 Presidential Primary Election



Pre-Election Ballots Cast - Suburban Cook County

Early, Grace, and Returned Mail Ballots

March 17, 2020 Presidential Primary Election



*Map includes Early, Grace Period and
Returned Mail Ballots as of 7:00PM on
March 15, 2020*

Mail Ballot requests were accepted through March 12, 2020.

Early and Grace Period Voting continued until March 16, 2020.



Karen A. Yarbrough
cookcountyclerk.com

March 15, 2020

**Primary Election
March 17, 2020
Unofficial Summary Report
Cook County**

Registration & Turnout

	Registration	Turnout	
Total Registration and Turnout	1,570,127	0	0.00%
Nonpartisan Registration & Turnout		0	
Democratic Registration & Turnout		0	
Republican Registration & Turnout		0	

Contests

DEM - President, U.S.	0 of 1599 precincts counted		0.00%
Deval Patrick		0	0.00%
Bernie Sanders		0	0.00%
Joseph R. Biden		0	0.00%
Michael R. Bloomberg		0	0.00%
Elizabeth Warren		0	0.00%
Pete Buttigieg		0	0.00%
Tom Steyer		0	0.00%
Andrew Yang		0	0.00%
Michael Bennet		0	0.00%
John K. Delaney		0	0.00%
Tulsi Gabbard		0	0.00%
Cory Booker		0	0.00%
Total		0	

DEM - Senator, U.S.	0 of 1599 precincts counted		0.00%
Richard J. Durbin		0	0.00%
Total		0	

DEM - U.S. Representative, 1st District	0 of 158 precincts counted		0.00%
Bobby L. Rush		0	0.00%
Ameena Nuur Matthews		0	0.00%
Sarah Gad		0	0.00%
Robert Emmons, Jr.		0	0.00%
Total		0	

DEM - U.S. Representative, 2nd District	0 of 257 precincts counted		0.00%
Robin Kelly		0	0.00%
Marcus Lewis		0	0.00%
Total		0	

DEM - U.S. Representative, 3rd District	0 of 252 precincts counted		0.00%
Marie Newman		0	0.00%
Rush Darwish		0	0.00%
Daniel William Lipinski		0	0.00%

Charles M. Hughes	0	0.00%
Total	0	
DEM - U.S. Representative, 4th District	0 of 97 precincts counted	0.00%
Jesus "Chuy" Garcia	0	0.00%
Total	0	
DEM - U.S. Representative, 5th District	0 of 79 precincts counted	0.00%
Brian Burns	0	0.00%
Mike Quigley	0	0.00%
Total	0	
DEM - U.S. Representative, 6th District	0 of 67 precincts counted	0.00%
Sean Casten	0	0.00%
Total	0	
DEM - U.S. Representative, 7th District	0 of 118 precincts counted	0.00%
Danny K. Davis	0	0.00%
Kina Collins	0	0.00%
Anthony Clark	0	0.00%
Kristine Schanbacher	0	0.00%
Total	0	
DEM - U.S. Representative, 8th District	0 of 191 precincts counted	0.00%
Raja Krishnamoorthi	0	0.00%
William Olson	0	0.00%
Inam Hussain	0	0.00%
Total	0	
DEM - U.S. Representative, 9th District	0 of 314 precincts counted	0.00%
Janice D. Schakowsky	0	0.00%
Total	0	
DEM - U.S. Representative, 10th District	0 of 102 precincts counted	0.00%
Brad Schneider	0	0.00%
Total	0	
DEM - U.S. Representative, 11th District	0 of 4 precincts counted	0.00%
Bill Foster	0	0.00%
Rachel Ventura	0	0.00%
Total	0	
DEM - Delegate, National Convention 1st DEM	0 of 158 precincts counted	0.00%
(Vote For 8)		
Chakena Sims (Warren)	0	0.00%
Allen Louis Linton, II (Warren)	0	0.00%
Grace Chan McKibben (Warren)	0	0.00%
William E. Hall (Warren)	0	0.00%
Shelley Davis (Warren)	0	0.00%
Nicholas "Nick" Shields (Warren)	0	0.00%
Rebecca Zorach (Warren)	0	0.00%

Devlin Joseph Schoop (Warren)	0	0.00%
Jeanette Taylor (Sanders)	0	0.00%
Maria R. Bell (Sanders)	0	0.00%
Naomi Davis (Sanders)	0	0.00%
Patricia L. Guinn (Sanders)	0	0.00%
Robert Peters (Sanders)	0	0.00%
Rodney Gipson (Sanders)	0	0.00%
Raheem Uqdah (Sanders)	0	0.00%
Larry Gilman (Sanders)	0	0.00%
Preston Brown Jr (Sanders)	0	0.00%
Evajamania Brown (Sanders)	0	0.00%
Linda Hudson (Sanders)	0	0.00%
Darren Fuller (Yang)	0	0.00%
Carol Horton (Yang)	0	0.00%
Ben Silvian (Yang)	0	0.00%
Laura Sieh (Yang)	0	0.00%
Michelle A. Harris (Biden)	0	0.00%
Roderick T. Sawyer (Biden)	0	0.00%
Ertharin Cousin (Biden)	0	0.00%
Robert "Bob" Rita (Biden)	0	0.00%
Andrea Zopp (Biden)	0	0.00%
Timothy Wright III (Biden)	0	0.00%
Deborah Lane (Biden)	0	0.00%
Kouri C. Marshall (Biden)	0	0.00%
John Hart (Klobuchar)	0	0.00%
Myra Hart (Klobuchar)	0	0.00%
Norene Shader (Klobuchar)	0	0.00%
Total	0	
DEM - Delegate, National Convention 2nd DEM	0 of 257 precincts counted	0.00%
(Vote For 7)		
Debbie Meyers-Martin (Biden)	0	0.00%
Vernard Alsberry (Biden)	0	0.00%
Michael W. Smith (Biden)	0	0.00%
Sheila Chalmers-Currin (Biden)	0	0.00%
Lamar C. Brown (Biden)	0	0.00%
Marrice Coverson (Biden)	0	0.00%
Cory Thames (Biden)	0	0.00%
André J. Washington (Warren)	0	0.00%
Hope Zawaski (Warren)	0	0.00%
Al Riley (Warren)	0	0.00%
Cleopatra Watson (Warren)	0	0.00%
Jaylin McClinton (Warren)	0	0.00%
Amanda Jo Greep (Warren)	0	0.00%
David Bonner (Warren)	0	0.00%
Aisha El-Amin (Sanders)	0	0.00%
Maureen Forte (Sanders)	0	0.00%
Sukari Campbell (Sanders)	0	0.00%
Abdul Malik Mujahid (Sanders)	0	0.00%
John Willard (Sanders)	0	0.00%

Kenneth Franklin (Sanders)	0	0.00%
Lyle C. Evans, Jr. (Sanders)	0	0.00%
Kenneth Henderson (Yang)	0	0.00%
Sanovia Reynolds-Parks (Yang)	0	0.00%
Juan Juarez (Yang)	0	0.00%
Paula Wilson (Yang)	0	0.00%
Reggie Greenwood (Yang)	0	0.00%
Monique Williams (Yang)	0	0.00%
Kyle Summers (Yang)	0	0.00%
Emily Higgs (Buttigieg)	0	0.00%
Randall Krause-Vinson (Buttigieg)	0	0.00%
Sherry Newquist (Buttigieg)	0	0.00%
Alfred Saucedo (Buttigieg)	0	0.00%
Micaela G. Smith (Klobuchar)	0	0.00%
Kristal Hudson-Davis (Klobuchar)	0	0.00%
Total	0	
DEM - Delegate, National Convention 3rd DEM	0 of 252 precincts counted	0.00%
(Vote For 6)		
Patrick Daley Thompson (Biden)	0	0.00%
Donna Hughes (Biden)	0	0.00%
Kyle R. Hastings (Biden)	0	0.00%
Lynn Barker (Biden)	0	0.00%
Kevin E. O'Gorman (Biden)	0	0.00%
Adriana D. Olson (Biden)	0	0.00%
Amalia Dejesus (Sanders)	0	0.00%
Deliah Odeh (Sanders)	0	0.00%
Maureen Sullivan (Sanders)	0	0.00%
Daniel Guzman (Sanders)	0	0.00%
Jose Requena (Sanders)	0	0.00%
Kyle Killacky (Sanders)	0	0.00%
Neel Jhobalia (Yang)	0	0.00%
Brian Pioppo (Yang)	0	0.00%
Kate Wu (Yang)	0	0.00%
Kathleen "Kathy" Shaevel (Warren)	0	0.00%
Adam Flores (Warren)	0	0.00%
Angela Robertson (Warren)	0	0.00%
Jose Luis Torrez (Warren)	0	0.00%
Tammy Georgiou (Warren)	0	0.00%
Christian D. Perry (Warren)	0	0.00%
Total	0	
DEM - Delegate, National Convention 4th DEM	0 of 97 precincts counted	0.00%
(Vote For 5)		
Sophia Olazaba (Warren)	0	0.00%
Will Guzzardi (Warren)	0	0.00%
Venu Gupta (Warren)	0	0.00%
Omar Aquino (Warren)	0	0.00%
Abby Witt (Warren)	0	0.00%
Emanuel "Chris" Welch (Biden)	0	0.00%

Claudia P. Rodriguez (Biden)	0	0.00%
Juan Jose Gonzalez (Biden)	0	0.00%
Angelica Alfaro (Biden)	0	0.00%
Alma Anaya (Sanders)	0	0.00%
Melissa Rubio (Sanders)	0	0.00%
Shana East (Sanders)	0	0.00%
Byron Sigcho-Lopez (Sanders)	0	0.00%
Colin Bird-Martinez (Sanders)	0	0.00%
Jesus Ayala, Jr. (Yang)	0	0.00%
Bridget Flynn (Yang)	0	0.00%
Melissa Strube (Yang)	0	0.00%
Peter Gariepy (Buttigieg)	0	0.00%
Total	0	
DEM - Delegate, National Convention 5th DEM	0 of 79 precincts counted	0.00%
(Vote For 7)		
Patrick O'Connor (Biden)	0	0.00%
Mariyana T. Spyropoulos (Biden)	0	0.00%
Christopher Taliaferro (Biden)	0	0.00%
Cynthia M. Santos (Biden)	0	0.00%
Ethan Cox (Biden)	0	0.00%
Lucy Moog (Biden)	0	0.00%
Ryan Dunigan (Biden)	0	0.00%
Abigail Schultz (Sanders)	0	0.00%
Mary Colleran (Sanders)	0	0.00%
Teri Gidwitz (Sanders)	0	0.00%
William Bianchi (Sanders)	0	0.00%
Santos Moreno (Sanders)	0	0.00%
Patrick Mulchrone (Sanders)	0	0.00%
Dave Temkin (Sanders)	0	0.00%
Jared Zingsheim (Yang)	0	0.00%
Amber Fudacz (Yang)	0	0.00%
Patrick Maloney (Yang)	0	0.00%
William Rudnick (Yang)	0	0.00%
Vivien Joy Lamadrid (Yang)	0	0.00%
Noah Brant (Yang)	0	0.00%
Rio Diaz (Buttigieg)	0	0.00%
Diana Helt (Buttigieg)	0	0.00%
David Jacobson (Buttigieg)	0	0.00%
Kevin Johnson (Buttigieg)	0	0.00%
Brad Lippitz (Buttigieg)	0	0.00%
Jonathan Pizer (Buttigieg)	0	0.00%
Amanda Penabad (Buttigieg)	0	0.00%
Lee Greenhouse (Buttigieg)	0	0.00%
Matthew Martin (Warren)	0	0.00%
Andrea McPike (Warren)	0	0.00%
Zach Koutsky (Warren)	0	0.00%
Kaitlin "Kady" McFadden (Warren)	0	0.00%
Michael Negron (Warren)	0	0.00%
Eileen Dordek (Warren)	0	0.00%

Carter Harms (Warren)	0	0.00%
Eduardo Fernandez Gonzalez (Klobuchar)	0	0.00%
Ross D. Secler (Klobuchar)	0	0.00%
Colette Holt (Klobuchar)	0	0.00%
Denise K. Marx (Klobuchar)	0	0.00%
Ryan O'Donnell (Klobuchar)	0	0.00%
David A. Zulkey (Klobuchar)	0	0.00%
Total	0	

DEM - Delegate, National Convention 6th DEM 0 of 67 precincts counted 0.00%

(Vote For 6)

Christopher Espinoza (Buttigieg)	0	0.00%
Julian Morgen (Buttigieg)	0	0.00%
Maria Peterson (Buttigieg)	0	0.00%
Nancy Shepherdson (Buttigieg)	0	0.00%
Maryann Vazquez (Buttigieg)	0	0.00%
Brian Zheng (Buttigieg)	0	0.00%
Elizabeth Penesis (Biden)	0	0.00%
Brian J. McPartlin (Biden)	0	0.00%
Sonia Desai Bhagwakar (Biden)	0	0.00%
David R. Andalcio (Biden)	0	0.00%
Amanda Howland (Biden)	0	0.00%
Steven M. Shetsky (Biden)	0	0.00%
Cynthia Borbas (Warren)	0	0.00%
Patrick Watson (Warren)	0	0.00%
Margaret De La Rosa (Warren)	0	0.00%
Sik Son (Warren)	0	0.00%
Erica Bray-Parker (Warren)	0	0.00%
Reid McCollum (Warren)	0	0.00%
Lynn Casey-Maher (Sanders)	0	0.00%
Elisa Devlin (Sanders)	0	0.00%
Sheila Rawat (Sanders)	0	0.00%
Dan Bailey (Sanders)	0	0.00%
Anthony Hinsberger (Sanders)	0	0.00%
George J. Kiebala (Sanders)	0	0.00%
Jeremy Dyson (Yang)	0	0.00%
Lisa Pocius (Yang)	0	0.00%
Gabriel Edwards (Yang)	0	0.00%
Kimberly Woodson (Yang)	0	0.00%
Kyle Carlson (Klobuchar)	0	0.00%
Mike Zaniello (Klobuchar)	0	0.00%
Kathryn Vlahos (Klobuchar)	0	0.00%
Deanna (Dee) Darling (Klobuchar)	0	0.00%
Terra Costa Howard (Klobuchar)	0	0.00%
Gerald Stapleton (Klobuchar)	0	0.00%
Total	0	

DEM - Delegate, National Convention 7th DEM 0 of 118 precincts counted 0.00%

(Vote For 8)

Brandon Johnson (Warren)	0	0.00%
--------------------------	---	-------

Jamie Brown (Warren)	0	0.00%
Frederick "Fritz" Kaegi (Warren)	0	0.00%
Mony Ruiz Velasco (Warren)	0	0.00%
Marlon D. Harris (Warren)	0	0.00%
Harlene Ellin (Warren)	0	0.00%
Mihir Garud (Warren)	0	0.00%
Benetta Mansfield (Warren)	0	0.00%
Mary Ann Abbott (Yang)	0	0.00%
David Hernandez (Yang)	0	0.00%
Elizabeth Henricks (Yang)	0	0.00%
Steven Dyme (Yang)	0	0.00%
Yvonne O'Connor (Yang)	0	0.00%
Peter Wojda IV (Yang)	0	0.00%
Rudyard "Rudy" Urian (Yang)	0	0.00%
Marty Castro (Buttigieg)	0	0.00%
Eric Davis (Buttigieg)	0	0.00%
Thomas Gary (Buttigieg)	0	0.00%
Marla Izbicky (Buttigieg)	0	0.00%
Amalia Mahoney (Buttigieg)	0	0.00%
Cristal Thomas Gary (Buttigieg)	0	0.00%
Melissa Coneyears-Ervin (Biden)	0	0.00%
Pat Quinn (Biden)	0	0.00%
Emma M. Mitts (Biden)	0	0.00%
Brendan Reilly (Biden)	0	0.00%
Patricia Dowell (Biden)	0	0.00%
Rory Hoskins (Biden)	0	0.00%
Barbara McGowan (Biden)	0	0.00%
Marcelino Garcia (Biden)	0	0.00%
Claudia Moreno-Nunez (Sanders)	0	0.00%
Julie Lehrman (Sanders)	0	0.00%
Martese Luzette Chism (Sanders)	0	0.00%
Ojus Khanolkar (Sanders)	0	0.00%
Dominique Coronel (Sanders)	0	0.00%
Miguel Bautista (Sanders)	0	0.00%
Ronald Lawless (Sanders)	0	0.00%
Tim Thomas (Sanders)	0	0.00%
Barton Moy (Klobuchar)	0	0.00%
Gail M. Silver (Klobuchar)	0	0.00%
Joan L. Long (Klobuchar)	0	0.00%
Addison Woodward (Klobuchar)	0	0.00%
Ann Henstrand (Klobuchar)	0	0.00%
Jennifer Vincent (Klobuchar)	0	0.00%
Markayle Tolliver (Klobuchar)	0	0.00%
Thomas A. (Tom) Ciavarella (Klobuchar)	0	0.00%
Total	0	
DEM - Delegate, National Convention 8th DEM	0 of 191 precincts counted	0.00%
(Vote For 5)		
Kathleen Griffin (Biden)	0	0.00%
Fred Crespo (Biden)	0	0.00%

Nazneen Hashmi (Biden)	0	0.00%
Demetrius Gibson (Biden)	0	0.00%
B. Ivonne Hopkins (Biden)	0	0.00%
Bunheng Lai (Yang)	0	0.00%
Kevin Morrison (Buttigieg)	0	0.00%
Matthew Steward (Buttigieg)	0	0.00%
Lynne Stornello (Buttigieg)	0	0.00%
Matt Sutton (Buttigieg)	0	0.00%
Adriana Barriga-Green (Sanders)	0	0.00%
Brenda Rodgers (Sanders)	0	0.00%
Colleen LaVigne (Sanders)	0	0.00%
Gary Kleppe (Sanders)	0	0.00%
Patrick Gordon (Sanders)	0	0.00%
Cristina Castro (Warren)	0	0.00%
Nasir Jahangir (Warren)	0	0.00%
Hanna Hyman (Warren)	0	0.00%
Theodore "Ted" J. Mason (Warren)	0	0.00%
Anna Moeller (Warren)	0	0.00%
Paul Fasse (Yang)	0	0.00%
Mohammed Mortoja (Klobuchar)	0	0.00%
Joseph Wentzel (Klobuchar)	0	0.00%
Maria Vesey (Klobuchar)	0	0.00%
Total	0	
DEM - Delegate, National Convention 9th DEM	0 of 314 precincts counted	0.00%
(Vote For 8)		
Steve Hagerty (Buttigieg)	0	0.00%
Markus Pitchford (Buttigieg)	0	0.00%
Kostas Poulakidas (Buttigieg)	0	0.00%
Greg Schweizer (Buttigieg)	0	0.00%
Debra Shore (Buttigieg)	0	0.00%
Carolyn Townsend (Sanders)	0	0.00%
Cortney Ritsema (Sanders)	0	0.00%
Margaret "Meg" Welch (Sanders)	0	0.00%
Michelle L. Oxman (Sanders)	0	0.00%
Amarzaya Makhbal (Sanders)	0	0.00%
Anub Abraham (Sanders)	0	0.00%
Michael J. Harrington (Sanders)	0	0.00%
Ryan McIntyre (Sanders)	0	0.00%
Janice Berman-Krautwald (Yang)	0	0.00%
John Lee Bingham (Yang)	0	0.00%
Molly Bosi (Yang)	0	0.00%
Stuart Reid (Yang)	0	0.00%
Chase Rawlins (Yang)	0	0.00%
Vasilios Stefanis (Yang)	0	0.00%
Daniel Biss (Warren)	0	0.00%
Josina Morita (Warren)	0	0.00%
Daniel J. Montgomery (Warren)	0	0.00%
Kelly M. Cassidy (Warren)	0	0.00%
Ilya Sheyman (Warren)	0	0.00%

Miguel Moreno (Warren)	0	0.00%
Leo Smith (Warren)	0	0.00%
Leni Manaa-Hoppenworth (Warren)	0	0.00%
Christopher J. Dunn (Biden)	0	0.00%
Jill Wine-Banks (Biden)	0	0.00%
David Y. Ko (Biden)	0	0.00%
Aurora Austriaco (Biden)	0	0.00%
Martin Moylan (Biden)	0	0.00%
Marcia Blumenthal Fields (Biden)	0	0.00%
Jane Hannemann (Klobuchar)	0	0.00%
David Campbell (Klobuchar)	0	0.00%
Joe Shepherd (Klobuchar)	0	0.00%
John Fitzgerald (Klobuchar)	0	0.00%
Hope R. Green (Klobuchar)	0	0.00%
Catherine Marquis (Klobuchar)	0	0.00%
Christie Ann Hefner (Klobuchar)	0	0.00%
Jacob (Jake) Riley (Klobuchar)	0	0.00%
Total	0	
DEM - Delegate, National Convention 10th DEM	0 of 102 precincts counted	0.00%
(Vote For 5)		
Ann Sunny Elengical (Yang)	0	0.00%
Brian Shields (Yang)	0	0.00%
Julie Morrison (Biden)	0	0.00%
Jonathan Carrol (Biden)	0	0.00%
Syerra Cunningham (Biden)	0	0.00%
Victor Shi (Biden)	0	0.00%
Thomas Maillard (Biden)	0	0.00%
Philip Arouca (Buttigieg)	0	0.00%
Zachary El Ghatit (Buttigieg)	0	0.00%
Elliott Hartstein (Buttigieg)	0	0.00%
Holly Kim (Buttigieg)	0	0.00%
Paul Law (Buttigieg)	0	0.00%
Esteban Carbajal (Warren)	0	0.00%
Dulce Ortiz (Warren)	0	0.00%
Daniel Didech (Warren)	0	0.00%
Melinda Bush (Warren)	0	0.00%
Marc Jones (Warren)	0	0.00%
Jeanne Marie Dauray (Sanders)	0	0.00%
Geri Wasserman (Sanders)	0	0.00%
Adam Broad (Sanders)	0	0.00%
Andres Carrasco (Sanders)	0	0.00%
Brian Dupuis (Sanders)	0	0.00%
Arun Pookote (Klobuchar)	0	0.00%
Patricia A. (Pat) Bamford (Klobuchar)	0	0.00%
Kari Arouca (Klobuchar)	0	0.00%
Lawrence (Larry) Feder (Klobuchar)	0	0.00%
Jonathan Swann (Klobuchar)	0	0.00%
Total	0	

DEM - Delegate, National Convention 11th DEM	0 of 4 precincts counted	0.00%
(Vote For 5)		
Diane Hewitt (Warren)	0	0.00%
Clint V. Brown (Warren)	0	0.00%
Brigette Fiday (Warren)	0	0.00%
David Gloria (Warren)	0	0.00%
Kily Malden Adams (Warren)	0	0.00%
Emmanuel S. Llamas (Biden)	0	0.00%
Georgina Poole (Biden)	0	0.00%
Ken Harris (Biden)	0	0.00%
Marjorie Logman (Biden)	0	0.00%
Lauren Staley Ferry (Biden)	0	0.00%
Alex Arroyo (Buttigieg)	0	0.00%
John Atkinson (Buttigieg)	0	0.00%
Julia Beckman (Buttigieg)	0	0.00%
Tom Braxton (Buttigieg)	0	0.00%
Stephanie Kifowit (Buttigieg)	0	0.00%
Ruthmony Hong Brininger (Yang)	0	0.00%
Donald Ishmael (Yang)	0	0.00%
Jing Yuan Ma (Yang)	0	0.00%
Michael De Asis (Yang)	0	0.00%
Krystal Garcia Centeno (Sanders)	0	0.00%
Maggie Wunderly (Sanders)	0	0.00%
Mary Anne Cummings (Sanders)	0	0.00%
Casildo "Casey" Cuevas (Sanders)	0	0.00%
Richard Rodriguez (Sanders)	0	0.00%
Jeffrey Crowell (Klobuchar)	0	0.00%
Carol Di Cola (Klobuchar)	0	0.00%
Louise M. Miller (Klobuchar)	0	0.00%
Nancy L. Staszak (Klobuchar)	0	0.00%
Total	0	
DEM - State Senator, 1st District 4yr	0 of 1 precincts counted	0.00%
Froylan "Froy" Jimenez	0	0.00%
Antonio "Tony" Munoz	0	0.00%
Total	0	
DEM - State Senator, 4th District 4yr	0 of 117 precincts counted	0.00%
Kimberly A. Lightford	0	0.00%
Total	0	
DEM - State Senator, 7th District 4yr	0 of 2 precincts counted	0.00%
Heather A. Steans	0	0.00%
Total	0	
DEM - State Senator, 10th District 4yr	0 of 51 precincts counted	0.00%
Robert Martwick	0	0.00%
Daniel "Danny" O'Toole	0	0.00%
Total	0	

DEM - State Senator, 11th District 2yr unexpired term	0 of 29 precincts counted		0.00%
Celina Villanueva		0	0.00%
Total		0	
DEM - State Senator, 16th District 4yr	0 of 56 precincts counted		0.00%
Jacqueline "Jacqui" Collins		0	0.00%
Total		0	
DEM - State Senator, 19th District 4yr	0 of 92 precincts counted		0.00%
Michael E. Hastings		0	0.00%
Total		0	
DEM - State Senator, 22nd District 4yr	0 of 65 precincts counted		0.00%
Cristina Castro		0	0.00%
Rae Yawer		0	0.00%
Total		0	
DEM - State Senator, 25th District 4yr	0 of 3 precincts counted		0.00%
Karina Villa		0	0.00%
Total		0	
DEM - State Senator, 28th District 4yr	0 of 123 precincts counted		0.00%
Laura Murphy		0	0.00%
Total		0	
DEM - State Senator, 40th District 4yr	0 of 46 precincts counted		0.00%
Patrick J. Joyce		0	0.00%
Marta Perales		0	0.00%
Lori Wilcox		0	0.00%
Monica M. Gordon		0	0.00%
Total		0	
DEM - State Representative, 1st District	0 of 1 precincts counted		0.00%
Aaron M. Ortiz		0	0.00%
Alicia Elena Martinez		0	0.00%
Total		0	
DEM - State Representative, 3rd District	0 of 2 precincts counted		0.00%
Eva Dina Delgado		0	0.00%
Nidia Carranza		0	0.00%
Total		0	
DEM - State Representative, 7th District	0 of 85 precincts counted		0.00%
Emanuel "Chris" Welch		0	0.00%
Total		0	
DEM - State Representative, 8th District	0 of 35 precincts counted		0.00%
La Shawn K. Ford		0	0.00%
Total		0	

DEM - State Representative, 14th District	0 of 2 precincts counted		0.00%
Kelly M. Cassidy		0	0.00%
Total		0	
DEM - State Representative, 15th District	0 of 42 precincts counted		0.00%
John C. D'Amico		0	0.00%
Total		0	
DEM - State Representative, 16th District	0 of 32 precincts counted		0.00%
Yehiel "Mark" Kalish		0	0.00%
Denyse Wang Stoneback		0	0.00%
Kevin Olickal		0	0.00%
Total		0	
DEM - State Representative, 17th District	0 of 78 precincts counted		0.00%
Jennifer Gong-Gershowitz		0	0.00%
Total		0	
DEM - State Representative, 18th District	0 of 80 precincts counted		0.00%
Robyn Gabel		0	0.00%
Total		0	
DEM - State Representative, 19th District	0 of 8 precincts counted		0.00%
Lindsey LaPointe		0	0.00%
Patricia D. "Patti Vasquez" Bonnin		0	0.00%
Joe Duplechin		0	0.00%
Total		0	
DEM - State Representative, 20th District	0 of 43 precincts counted		0.00%
R. Cary Capparelli		0	0.00%
Michelle Darbro		0	0.00%
Total		0	
DEM - State Representative, 21st District	0 of 26 precincts counted		0.00%
Edgar Gonzalez, Jr.		0	0.00%
Total		0	
DEM - State Representative, 22nd District	0 of 3 precincts counted		0.00%
Michael J. Madigan		0	0.00%
Total		0	
DEM - State Representative, 23rd District	0 of 58 precincts counted		0.00%
Michael J. Zalewski		0	0.00%
Total		0	
DEM - State Representative, 24th District	0 of 44 precincts counted		0.00%
Elizabeth "Lisa" Hernandez		0	0.00%
Total		0	
DEM - State Representative, 27th District	0 of 37 precincts counted		0.00%
Justin Q. Slaughter		0	0.00%

	Total	0	
DEM - State Representative, 28th District	0 of 56 precincts counted		0.00%
Robert "Bob" Rita		0	0.00%
	Total	0	
DEM - State Representative, 29th District	0 of 60 precincts counted		0.00%
Thaddeus Jones		0	0.00%
DeAndre Tillman		0	0.00%
	Total	0	
DEM - State Representative, 30th District	0 of 79 precincts counted		0.00%
William "Will" Davis		0	0.00%
	Total	0	
DEM - State Representative, 31st District	0 of 39 precincts counted		0.00%
Mary E. Flowers		0	0.00%
Samantha Simpson		0	0.00%
	Total	0	
DEM - State Representative, 32nd District	0 of 20 precincts counted		0.00%
Ricky Gandhi		0	0.00%
André Thapedi		0	0.00%
	Total	0	
DEM - State Representative, 33rd District	0 of 35 precincts counted		0.00%
Marcus C. Evans, Jr.		0	0.00%
	Total	0	
DEM - State Representative, 34th District	0 of 23 precincts counted		0.00%
Nicholas "Nick" Smith		0	0.00%
	Total	0	
DEM - State Representative, 35th District	0 of 50 precincts counted		0.00%
Frances Ann Hurley		0	0.00%
	Total	0	
DEM - State Representative, 36th District	0 of 72 precincts counted		0.00%
Kelly M. Burke		0	0.00%
	Total	0	
DEM - State Representative, 37th District	0 of 20 precincts counted		0.00%
Michelle Fadeley		0	0.00%
	Total	0	
DEM - State Representative, 38th District	0 of 72 precincts counted		0.00%
Debbie Meyers-Martin		0	0.00%
	Total	0	
DEM - State Representative, 43rd District	0 of 12 precincts counted		0.00%
Anna Moeller		0	0.00%

	Total	0	
DEM - State Representative, 44th District	0 of 55 precincts counted		0.00%
Fred Crespo		0	0.00%
	Total	0	
DEM - State Representative, 45th District	0 of 5 precincts counted		0.00%
Diane Pappas		0	0.00%
	Total	0	
DEM - State Representative, 47th District	0 of 6 precincts counted		0.00%
Jennifer Zordani		0	0.00%
	Total	0	
DEM - State Representative, 49th District	0 of 3 precincts counted		0.00%
Maura Hirschauer		0	0.00%
	Total	0	
DEM - State Representative, 51st District	0 of 1 precincts counted		0.00%
Mary Edly-Allen		0	0.00%
	Total	0	
DEM - State Representative, 52nd District	0 of 12 precincts counted		0.00%
No Candidate		0	0.00%
	Total	0	
DEM - State Representative, 53rd District	0 of 75 precincts counted		0.00%
Mark L. Walker		0	0.00%
	Total	0	
DEM - State Representative, 54th District	0 of 77 precincts counted		0.00%
Ryan Huffman		0	0.00%
Maggie Trevor		0	0.00%
	Total	0	
DEM - State Representative, 55th District	0 of 67 precincts counted		0.00%
Martin J. Moylan		0	0.00%
	Total	0	
DEM - State Representative, 56th District	0 of 56 precincts counted		0.00%
Michelle Mussman		0	0.00%
	Total	0	
DEM - State Representative, 57th District	0 of 62 precincts counted		0.00%
Jonathan Carroll		0	0.00%
	Total	0	
DEM - State Representative, 58th District	0 of 6 precincts counted		0.00%
Bob Morgan		0	0.00%
	Total	0	

DEM - State Representative, 59th District	0 of 7 precincts counted		0.00%
Daniel Didech		0	0.00%
Total		0	
DEM - State Representative, 77th District	0 of 33 precincts counted		0.00%
Kathleen Willis		0	0.00%
Total		0	
DEM - State Representative, 78th District	0 of 51 precincts counted		0.00%
Camille Lilly		0	0.00%
Total		0	
DEM - State Representative, 80th District	0 of 46 precincts counted		0.00%
Anthony DeLuca		0	0.00%
Total		0	
DEM - State Representative, 82nd District	0 of 35 precincts counted		0.00%
Kassem Moukahal		0	0.00%
Total		0	
DEM - Commissioner, Water Reclamation Dist	0 of 1531 precincts counted		0.00%
(Vote For 3)			
Michael G. Grace		0	0.00%
Mike Cashman		0	0.00%
Frank Avila		0	0.00%
Heather Boyle		0	0.00%
M Cameron "Cam" Davis		0	0.00%
Kimberly Neely Dubuclet		0	0.00%
Eira L. Corral Sepúlveda		0	0.00%
Patricia Theresa Flynn		0	0.00%
Shundar Lin		0	0.00%
Deyon Dean		0	0.00%
Total		0	
DEM - State's Attorney, Cook County	0 of 1599 precincts counted		0.00%
Kim Foxx		0	0.00%
Bill Conway		0	0.00%
Donna More		0	0.00%
Bob Fioretti		0	0.00%
Total		0	
DEM - Clerk of the Circuit Court, Cook County	0 of 1599 precincts counted		0.00%
Jacob Meister		0	0.00%
Iris Y. Martinez		0	0.00%
Richard R. Boykin		0	0.00%
Michael M. Cabonargi		0	0.00%
Total		0	
DEM - Board of Review, 1st District	0 of 1084 precincts counted		0.00%
Abdelnasser Rashid		0	0.00%

Tammy Wendt		0	0.00%
Total		0	
DEM - Supreme Court Judge (Vacancy of Freeman)	0 of 1599 precincts counted		0.00%
Jesse G Reyes		0	0.00%
P. Scott Neville, Jr.		0	0.00%
Shelly A. Harris		0	0.00%
Cynthia Y. Cobbs		0	0.00%
Margaret Stanton McBride		0	0.00%
Daniel Epstein		0	0.00%
Nathaniel Roosevelt Howse		0	0.00%
Total		0	
DEM - Appellate Court Judge (Vacancy of Neville, Jr.)	0 of 1599 precincts counted		0.00%
Maureen Patricia O'Leary		0	0.00%
Carolyn J. Gallagher		0	0.00%
Sandra Gisela Ramos		0	0.00%
Michael B. Hyman		0	0.00%
Total		0	
DEM - Appellate Court Judge (Vacancy of Simon)	0 of 1599 precincts counted		0.00%
John Griffin		0	0.00%
Sharon O. Johnson		0	0.00%
Total		0	
DEM - Circuit Court Judge (Vacancy of Bellows)	0 of 1599 precincts counted		0.00%
Tiesha L. Smith		0	0.00%
Cristin Keely McDonald Duffy		0	0.00%
Kerrie Maloney Laytin		0	0.00%
Total		0	
DEM - Circuit Court Judge (Vacancy of Coghlan)	0 of 1599 precincts counted		0.00%
Kelly Marie McCarthy		0	0.00%
Aileen Bhandari		0	0.00%
Elizabeth "Beth" Ryan		0	0.00%
James T. Derico, Jr.		0	0.00%
Total		0	
DEM - Circuit Court Judge (Vacancy of Ford)	0 of 1599 precincts counted		0.00%
U. O'Neal		0	0.00%
Laura Ayala-Gonzalez		0	0.00%
John O'Meara		0	0.00%
Total		0	
DEM - Circuit Court Judge (Vacancy of Funderburk)	0 of 1599 precincts counted		0.00%
Jacqueline Marie Griffin		0	0.00%
Daniel L. Collins		0	0.00%
Mary Therese Quinn		0	0.00%
Celestia L. Mays		0	0.00%
Total		0	

DEM - Circuit Court Judge (Vacancy of Larsen)	0 of 1599 precincts counted		0.00%
Levander "Van" Smith, Jr.		0	0.00%
Suzanne Therese McEneely		0	0.00%
Megan Kathleen Mulay		0	0.00%
Total		0	
DEM - Circuit Court Judge (Vacancy of Mason)	0 of 1599 precincts counted		0.00%
Arthur D. Sutton		0	0.00%
Bonnie Carol McGrath		0	0.00%
Jennifer Patricia Callahan		0	0.00%
Chris Stacey		0	0.00%
Joy E. Tolbert Nelson		0	0.00%
Joseph Chico		0	0.00%
Total		0	
DEM - Circuit Court Judge (Vacancy of McCarthy)	0 of 1599 precincts counted		0.00%
Teresa Molina		0	0.00%
Michael O'Malley		0	0.00%
Total		0	
DEM - Circuit Court Judge (Vacancy of Murphy Gorman)	0 of 1599 precincts counted		0.00%
Sheree Desiree Henry		0	0.00%
Dan Walsh		0	0.00%
Amanda "Mandy" Pillsbury		0	0.00%
Keely Patricia Hillison		0	0.00%
Total		0	
DEM - Circuit Court Judge (Vacancy of O'Brien)	0 of 1599 precincts counted		0.00%
Elizabeth Anne Walsh		0	0.00%
Lloyd James Brooks		0	0.00%
Heather Anne Kent		0	0.00%
Total		0	
DEM - Circuit Court Judge (Vacancy of Patti)	0 of 1599 precincts counted		0.00%
Lynn Weaver Boyle		0	0.00%
Total		0	
DEM - Circuit Court Judge (Vacancy of Roti)	0 of 1599 precincts counted		0.00%
Lorraine Mary Murphy		0	0.00%
James Patrick Crawley		0	0.00%
Araceli Reyes De La Cruz		0	0.00%
Total		0	
DEM - Circuit Court Judge (Vacancy of C. Sheehan)	0 of 1599 precincts counted		0.00%
Deidre Baumann		0	0.00%
Maura McMahon Zeller		0	0.00%
Russell W. Hartigan		0	0.00%
Total		0	
DEM - Circuit Court Judge (Vacancy of K. Sheehan)	0 of 1599 precincts counted		0.00%
Jill Rose Quinn		0	0.00%

James Samuel Worley	0	0.00%
Wendelin "Wendi" DeLoach	0	0.00%
Total	0	
DEM - Judge, 1st Subcircuit (Vacancy of Hughes Brooks)	0 of 45 precincts counted	0.00%
Krista D. Butler	0	0.00%
Total	0	
DEM - Judge, 1st Subcircuit (Vacancy of Crawford)	0 of 45 precincts counted	0.00%
Tyria B. Walton	0	0.00%
Total	0	
DEM - Judge, 2nd Subcircuit (Additional Judgeship A)	0 of 131 precincts counted	0.00%
Sondra Nicole Denmark	0	0.00%
Felicia H. Simmons-Stovall	0	0.00%
Chelsey R. Robinson	0	0.00%
Total	0	
DEM - Judge, 3rd Subcircuit (Vacancy of Filan)	0 of 72 precincts counted	0.00%
Daniel Edward Maloney	0	0.00%
Total	0	
DEM - Judge, 3rd Subcircuit (Vacancy of Flynn)	0 of 72 precincts counted	0.00%
Lauren Brougham Glennon	0	0.00%
David A. Bonoma	0	0.00%
Regina Ann Mescall	0	0.00%
James John Knibbs	0	0.00%
Thomas J. Condon, Jr.	0	0.00%
Brad S. Telander	0	0.00%
Scott Edward Lipinski	0	0.00%
Total	0	
DEM - Judge, 3rd Subcircuit (Vacancy of Murphy)	0 of 72 precincts counted	0.00%
Erin Haggerty Antonietti	0	0.00%
Thomas G. O'Brien	0	0.00%
Total	0	
DEM - Judge, 7th Subcircuit (Vacancy of Jackson)	0 of 54 precincts counted	0.00%
Owens "Joe" Shelby	0	0.00%
Marcia O'Brien Conway	0	0.00%
Pamela Reaves-Harris	0	0.00%
Mable Taylor	0	0.00%
Kristen Marie Lyons	0	0.00%
Total	0	
DEM - Judge, 9th Subcircuit (Vacancy of Axelrood)	0 of 149 precincts counted	0.00%
Pamela "Pam" Stratigakis	0	0.00%
Thomas M. Cushing	0	0.00%
Ira I. Silverstein	0	0.00%

Timothy Patrick Carter		0	0.00%
	Total	0	
DEM - Judge, 9th Subcircuit (Vacancy of Luckman)	0 of 149 precincts counted		0.00%
Thomas Peter Kougias		0	0.00%
Julie Bess Aimen		0	0.00%
Michael Alan Strom		0	0.00%
Basileios "Bill" Foutris		0	0.00%
	Total	0	
DEM - Judge, 10th Subcircuit (Vacancy of Allen)	0 of 61 precincts counted		0.00%
John G. Mulroe		0	0.00%
	Total	0	
DEM - Judge, 10th Subcircuit (Vacancy of McGing)	0 of 61 precincts counted		0.00%
John Garrido		0	0.00%
Jon Stromsta		0	0.00%
Maire Aileen Dempsey		0	0.00%
	Total	0	
DEM - Judge, 10th Subcircuit (Vacancy of O'Brien)	0 of 61 precincts counted		0.00%
Daniel Alexander Trevino		0	0.00%
John Hourihane		0	0.00%
Audrey Victoria Cosgrove		0	0.00%
Mary Catherine Marubio		0	0.00%
Liam Kelly		0	0.00%
	Total	0	
DEM - Judge, 12th Subcircuit (Vacancy of Hanlon)	0 of 241 precincts counted		0.00%
Patricia M. Fallon		0	0.00%
Howard J. Wise		0	0.00%
Carmine Trombetta		0	0.00%
	Total	0	
DEM - Judge, 13th Subcircuit (Vacancy of Kulys Hoffman)	0 of 225 precincts counted		0.00%
Joe Gump		0	0.00%
Matt Flamm		0	0.00%
Michael Harry Minton		0	0.00%
Susanne Michele Groebner		0	0.00%
Michael P. Gerber		0	0.00%
	Total	0	
DEM - Judge, 14th Subcircuit (Vacancy of Bertucci)	0 of 37 precincts counted		0.00%
Gerardo Tristan, Jr.		0	0.00%
Steve Demitro		0	0.00%
	Total	0	
DEM - Judge, 14th Subcircuit (Vacancy of Lacy)	0 of 37 precincts counted		0.00%
Daniel O. Tiernan		0	0.00%

Perla Tirado	0	0.00%
Total	0	
DEM - Judge, 15th Subcircuit (Vacancy of Griffin)	0 of 285 precincts counted	0.00%
Heather Mulligan Begley	0	0.00%
Nichole C. Patton	0	0.00%
Total	0	
REP - President, U.S.	0 of 1599 precincts counted	0.00%
Donald J Trump	0	0.00%
Roque "Rocky" De La Fuente	0	0.00%
Total	0	
REP - Senator, U.S.	0 of 1599 precincts counted	0.00%
Mark C. Curran Jr.	0	0.00%
Tom Tarter	0	0.00%
Casey Chlebek	0	0.00%
Peggy Hubbard	0	0.00%
Robert Marshall	0	0.00%
Total	0	
REP - U.S. Representative, 1st District	0 of 158 precincts counted	0.00%
Philanise White	0	0.00%
Total	0	
REP - U.S. Representative, 2nd District	0 of 257 precincts counted	0.00%
Theresa J. Raborn	0	0.00%
Total	0	
REP - U.S. Representative, 3rd District	0 of 252 precincts counted	0.00%
Mike Fricione	0	0.00%
Arthur J. Jones	0	0.00%
Catherine A. O'Shea	0	0.00%
Total	0	
REP - U.S. Representative, 4th District	0 of 97 precincts counted	0.00%
Christopher Lasky	0	0.00%
Total	0	
REP - U.S. Representative, 5th District	0 of 79 precincts counted	0.00%
Tommy Hanson	0	0.00%
Kimball Ladien	0	0.00%
Total	0	
REP - U.S. Representative, 6th District	0 of 67 precincts counted	0.00%
Jeanne Ives	0	0.00%
Gordon (Jay) Kinzler	0	0.00%
Total	0	
REP - U.S. Representative, 7th District	0 of 118 precincts counted	0.00%
Craig Cameron	0	0.00%

	Total	0	
REP - U.S. Representative, 8th District	0 of 191 precincts counted		0.00%
No Candidate		0	0.00%
	Total	0	
REP - U.S. Representative, 9th District	0 of 314 precincts counted		0.00%
Sargis Sangari		0	0.00%
	Total	0	
REP - U.S. Representative, 10th District	0 of 102 precincts counted		0.00%
Valerie Ramirez Mukherjee		0	0.00%
	Total	0	
REP - U.S. Representative, 11th District	0 of 4 precincts counted		0.00%
Rick Laib		0	0.00%
Krishna K. Bansal		0	0.00%
	Total	0	
REP - Delegate, National Convention 1st REP	0 of 158 precincts counted		0.00%
(Vote For 3)			
Lori Yokoyama (Trump)		0	0.00%
Audrey Tancos (Trump)		0	0.00%
Kevin Suggs (Trump)		0	0.00%
	Total	0	
REP - Alternate Delegate, Natl Conv 1st REP	0 of 158 precincts counted		0.00%
(Vote For 3)			
Greg Fletcher (Trump)		0	0.00%
Lynn Franco (Trump)		0	0.00%
Symeon Brown (Trump)		0	0.00%
	Total	0	
REP - Delegate, National Convention 2nd REP	0 of 257 precincts counted		0.00%
(Vote For 3)			
Judy Diekelman (Trump)		0	0.00%
Jayne Raef (Trump)		0	0.00%
Nicholas Africano (Trump)		0	0.00%
	Total	0	
REP - Alternate Delegate, Natl Conv 2nd REP	0 of 257 precincts counted		0.00%
(Vote For 3)			
Jack McInerney (Trump)		0	0.00%
George Pearson (Trump)		0	0.00%
Wayland Johnson Jr (Trump)		0	0.00%
	Total	0	
REP - Delegate, National Convention 3rd REP	0 of 252 precincts counted		0.00%
(Vote For 3)			
Keith Pekau (Trump)		0	0.00%
Jesus Solorio (Trump)		0	0.00%

Cynthia Nelson Katsenes (Trump)	0	0.00%
Total	0	
REP - Alternate Delegate, Natl Conv 3rd REP	0 of 252 precincts counted	0.00%
(Vote For 3)		
Stephen Balich (Trump)	0	0.00%
Michael Shackel (Trump)	0	0.00%
Madelyn D Flaherty (Trump)	0	0.00%
Total	0	
REP - Delegate, National Convention 4th REP	0 of 97 precincts counted	0.00%
(Vote For 3)		
Julian Aguilar (Trump)	0	0.00%
Dorothy Hathaway (Trump)	0	0.00%
Anayanzi Mendez (Trump)	0	0.00%
Total	0	
REP - Alternate Delegate, Natl Conv 4th REP	0 of 97 precincts counted	0.00%
(Vote For 3)		
Timothy Heilenbach (Trump)	0	0.00%
Nicholas Grigoletti (Trump)	0	0.00%
Brian Hathaway (Trump)	0	0.00%
Total	0	
REP - Delegate, National Convention 5th REP	0 of 79 precincts counted	0.00%
(Vote For 3)		
Vince Kolber (Trump)	0	0.00%
David Di Santi (Trump)	0	0.00%
Anthony Beckman (Trump)	0	0.00%
Total	0	
REP - Alternate Delegate, Natl Conv 5th REP	0 of 79 precincts counted	0.00%
(Vote For 3)		
Jonathon Luers (Trump)	0	0.00%
Alan Spitz (Trump)	0	0.00%
Graeme Jack (Trump)	0	0.00%
Total	0	
REP - Delegate, National Convention 6th REP	0 of 67 precincts counted	0.00%
(Vote For 3)		
Aaron Del Mar (Trump)	0	0.00%
Patrice Ronczkowski (Trump)	0	0.00%
William Merchantz (Trump)	0	0.00%
Total	0	
REP - Alternate Delegate, Natl Conv 6th REP	0 of 67 precincts counted	0.00%
(Vote For 3)		
Richard Janor (Trump)	0	0.00%
Scott Seaman (Trump)	0	0.00%

Karen Dowling (Trump)	0	0.00%
Total	0	
REP - Delegate, National Convention 7th REP	0 of 118 precincts counted	0.00%
(Vote For 3)		
Mark Hosty (Trump)	0	0.00%
Eloise Gerson (Trump)	0	0.00%
Adrian Wright (Trump)	0	0.00%
Total	0	
REP - Alternate Delegate, Natl Conv 7th REP	0 of 118 precincts counted	0.00%
(Vote For 3)		
Eric Pulia (Trump)	0	0.00%
John Bergholz (Trump)	0	0.00%
Kristine Farra (Trump)	0	0.00%
Total	0	
REP - Delegate, National Convention 8th REP	0 of 191 precincts counted	0.00%
(Vote For 3)		
Joseph Folisi (Trump)	0	0.00%
Anthony Iosco (Trump)	0	0.00%
Nick Peric (Trump)	0	0.00%
Total	0	
REP - Alternate Delegate, Natl Conv 8th REP	0 of 191 precincts counted	0.00%
(Vote For 3)		
Allen Skillicorn (Trump)	0	0.00%
Nimish Jani (Trump)	0	0.00%
Peter Kopsaftis (Trump)	0	0.00%
Total	0	
REP - Delegate, National Convention 9th REP	0 of 314 precincts counted	0.00%
(Vote For 3)		
Charlene Foss-Eggemann (Trump)	0	0.00%
Kenneth Jochum (Trump)	0	0.00%
Susan Sweeney (Trump)	0	0.00%
Total	0	
REP - Alternate Delegate, Natl Conv 9th REP	0 of 314 precincts counted	0.00%
(Vote For 3)		
Pete Best (Trump)	0	0.00%
Bethany Feeley (Trump)	0	0.00%
Jasmine Hauser (Trump)	0	0.00%
Total	0	
REP - Delegate, National Convention 10th REP	0 of 102 precincts counted	0.00%
(Vote For 3)		
Cindy Good (Trump)	0	0.00%
Jennifer Neubauer (Trump)	0	0.00%

Mark Shaw (Trump)	0	0.00%
Total	0	
REP - Alternate Delegate, Natl Conv 10th REP	0 of 102 precincts counted	0.00%
(Vote For 3)		
Robert Bednar (Trump)	0	0.00%
Michelle Parnell (Trump)	0	0.00%
Margaret Siebert (Trump)	0	0.00%
Total	0	
REP - Delegate, National Convention 11th REP	0 of 4 precincts counted	0.00%
(Vote For 3)		
Roger Claar (Trump)	0	0.00%
Michelle Smith (Trump)	0	0.00%
Raquel Mitchell (Trump)	0	0.00%
Total	0	
REP - Alternate Delegate, Natl Conv 11th REP	0 of 4 precincts counted	0.00%
(Vote For 3)		
Laura Kochan (Trump)	0	0.00%
Dominick Stella (Trump)	0	0.00%
Carl Miller (Trump)	0	0.00%
Total	0	
REP - State Senator, 1st District 4yr	0 of 1 precincts counted	0.00%
No Candidate	0	0.00%
Total	0	
REP - State Senator, 4th District 4yr	0 of 117 precincts counted	0.00%
No Candidate	0	0.00%
Total	0	
REP - State Senator, 7th District 4yr	0 of 2 precincts counted	0.00%
No Candidate	0	0.00%
Total	0	
REP - State Senator, 10th District 4yr	0 of 51 precincts counted	0.00%
Anthony Beckman	0	0.00%
Total	0	
REP - State Senator, 11th District 2yr unexpired term	0 of 29 precincts counted	0.00%
No Candidate	0	0.00%
Total	0	
REP - State Senator, 16th District 4yr	0 of 56 precincts counted	0.00%
No Candidate	0	0.00%
Total	0	
REP - State Senator, 19th District 4yr	0 of 92 precincts counted	0.00%
No Candidate	0	0.00%
Total	0	

REP - State Senator, 22nd District 4yr	0 of 65 precincts counted		0.00%
No Candidate		0	0.00%
Total		0	
REP - State Senator, 25th District 4yr	0 of 3 precincts counted		0.00%
Jeanette Ward		0	0.00%
Beth Goncher		0	0.00%
Total		0	
REP - State Senator, 28th District 4yr	0 of 123 precincts counted		0.00%
No Candidate		0	0.00%
Total		0	
REP - State Senator, 40th District 4yr	0 of 46 precincts counted		0.00%
Eric M. Wallace		0	0.00%
Total		0	
REP - State Representative, 1st District	0 of 1 precincts counted		0.00%
No Candidate		0	0.00%
Total		0	
REP - State Representative, 3rd District	0 of 2 precincts counted		0.00%
No Candidate		0	0.00%
Total		0	
REP - State Representative, 7th District	0 of 85 precincts counted		0.00%
No Candidate		0	0.00%
Total		0	
REP - State Representative, 8th District	0 of 35 precincts counted		0.00%
No Candidate		0	0.00%
Total		0	
REP - State Representative, 14th District	0 of 2 precincts counted		0.00%
No Candidate		0	0.00%
Total		0	
REP - State Representative, 15th District	0 of 42 precincts counted		0.00%
No Candidate		0	0.00%
Total		0	
REP - State Representative, 16th District	0 of 32 precincts counted		0.00%
No Candidate		0	0.00%
Total		0	
REP - State Representative, 17th District	0 of 78 precincts counted		0.00%
Yesoe Yoon		0	0.00%
Total		0	

REP - State Representative, 18th District	0 of 80 precincts counted		0.00%
No Candidate		0	0.00%
Total		0	
REP - State Representative, 19th District	0 of 8 precincts counted		0.00%
Jeff Muehlfelder		0	0.00%
Total		0	
REP - State Representative, 20th District	0 of 43 precincts counted		0.00%
Brad Stephens		0	0.00%
Total		0	
REP - State Representative, 21st District	0 of 26 precincts counted		0.00%
No Candidate		0	0.00%
Total		0	
REP - State Representative, 22nd District	0 of 3 precincts counted		0.00%
No Candidate		0	0.00%
Total		0	
REP - State Representative, 23rd District	0 of 58 precincts counted		0.00%
No Candidate		0	0.00%
Total		0	
REP - State Representative, 24th District	0 of 44 precincts counted		0.00%
No Candidate		0	0.00%
Total		0	
REP - State Representative, 27th District	0 of 37 precincts counted		0.00%
No Candidate		0	0.00%
Total		0	
REP - State Representative, 28th District	0 of 56 precincts counted		0.00%
No Candidate		0	0.00%
Total		0	
REP - State Representative, 29th District	0 of 60 precincts counted		0.00%
No Candidate		0	0.00%
Total		0	
REP - State Representative, 30th District	0 of 79 precincts counted		0.00%
No Candidate		0	0.00%
Total		0	
REP - State Representative, 31st District	0 of 39 precincts counted		0.00%
No Candidate		0	0.00%
Total		0	
REP - State Representative, 32nd District	0 of 20 precincts counted		0.00%
No Candidate		0	0.00%
Total		0	

REP - State Representative, 33rd District	0 of 35 precincts counted		0.00%
No Candidate		0	0.00%
Total		0	
REP - State Representative, 34th District	0 of 23 precincts counted		0.00%
No Candidate		0	0.00%
Total		0	
REP - State Representative, 35th District	0 of 50 precincts counted		0.00%
Herbert Hebein		0	0.00%
Total		0	
REP - State Representative, 36th District	0 of 72 precincts counted		0.00%
No Candidate		0	0.00%
Total		0	
REP - State Representative, 37th District	0 of 20 precincts counted		0.00%
Tim Ozinga		0	0.00%
Total		0	
REP - State Representative, 38th District	0 of 72 precincts counted		0.00%
Max Solomon		0	0.00%
Total		0	
REP - State Representative, 43rd District	0 of 12 precincts counted		0.00%
No Candidate		0	0.00%
Total		0	
REP - State Representative, 44th District	0 of 55 precincts counted		0.00%
No Candidate		0	0.00%
Total		0	
REP - State Representative, 45th District	0 of 5 precincts counted		0.00%
Michael E. Camerer		0	0.00%
Alfredo "Al" Manzo		0	0.00%
Randy Ramey		0	0.00%
Total		0	
REP - State Representative, 47th District	0 of 6 precincts counted		0.00%
Deanne Marie Mazzochi		0	0.00%
Total		0	
REP - State Representative, 49th District	0 of 3 precincts counted		0.00%
Laura Curtis		0	0.00%
Total		0	
REP - State Representative, 51st District	0 of 1 precincts counted		0.00%
Chris Bos		0	0.00%
Total		0	

REP - State Representative, 52nd District	0 of 12 precincts counted		0.00%
Martin McLaughlin		0	0.00%
Total		0	
REP - State Representative, 53rd District	0 of 75 precincts counted		0.00%
No Candidate		0	0.00%
Total		0	
REP - State Representative, 54th District	0 of 77 precincts counted		0.00%
Thomas R. "Tom" Morrison		0	0.00%
Total		0	
REP - State Representative, 55th District	0 of 67 precincts counted		0.00%
No Candidate		0	0.00%
Total		0	
REP - State Representative, 56th District	0 of 56 precincts counted		0.00%
No Candidate		0	0.00%
Total		0	
REP - State Representative, 57th District	0 of 62 precincts counted		0.00%
No Candidate		0	0.00%
Total		0	
REP - State Representative, 58th District	0 of 6 precincts counted		0.00%
No Candidate		0	0.00%
Total		0	
REP - State Representative, 59th District	0 of 7 precincts counted		0.00%
No Candidate		0	0.00%
Total		0	
REP - State Representative, 77th District	0 of 33 precincts counted		0.00%
Anthony Airdo		0	0.00%
Total		0	
REP - State Representative, 78th District	0 of 51 precincts counted		0.00%
No Candidate		0	0.00%
Total		0	
REP - State Representative, 80th District	0 of 46 precincts counted		0.00%
No Candidate		0	0.00%
Total		0	
REP - State Representative, 82nd District	0 of 35 precincts counted		0.00%
Jim Durkin		0	0.00%
Total		0	
REP - Commissioner, Water Reclamation Dist	0 of 1531 precincts counted		0.00%
(Vote For 3)			
No Candidate		0	0.00%

No Candidate	0	0.00%
No Candidate	0	0.00%
Total	0	
REP - State's Attorney, Cook County	0 of 1599 precincts counted	0.00%
Patrick W. "Pat" O'Brien	0	0.00%
Christopher E. K. Pfannkuche	0	0.00%
Total	0	
REP - Clerk of the Circuit Court, Cook County	0 of 1599 precincts counted	0.00%
Barbara Bellar	0	0.00%
Total	0	
REP - Board of Review, 1st District	0 of 1084 precincts counted	0.00%
Dan Patlak	0	0.00%
Total	0	
REP - Supreme Court Judge (Vacancy of Freeman)	0 of 1599 precincts counted	0.00%
No Candidate	0	0.00%
Total	0	
REP - Appellate Court Judge (Vacancy of Neville, Jr.)	0 of 1599 precincts counted	0.00%
No Candidate	0	0.00%
Total	0	
REP - Appellate Court Judge (Vacancy of Simon)	0 of 1599 precincts counted	0.00%
No Candidate	0	0.00%
Total	0	
REP - Circuit Court Judge (Vacancy of Bellows)	0 of 1599 precincts counted	0.00%
No Candidate	0	0.00%
Total	0	
REP - Circuit Court Judge (Vacancy of Coghlan)	0 of 1599 precincts counted	0.00%
No Candidate	0	0.00%
Total	0	
REP - Circuit Court Judge (Vacancy of Ford)	0 of 1599 precincts counted	0.00%
No Candidate	0	0.00%
Total	0	
REP - Circuit Court Judge (Vacancy of Funderburk)	0 of 1599 precincts counted	0.00%
No Candidate	0	0.00%
Total	0	
REP - Circuit Court Judge (Vacancy of Larsen)	0 of 1599 precincts counted	0.00%
No Candidate	0	0.00%
Total	0	
REP - Circuit Court Judge (Vacancy of Mason)	0 of 1599 precincts counted	0.00%
No Candidate	0	0.00%

	Total	0	
REP - Circuit Court Judge (Vacancy of McCarthy)	0 of 1599 precincts counted		0.00%
No Candidate		0	0.00%
	Total	0	
REP - Circuit Court Judge (Vacancy of Murphy Gorman)	0 of 1599 precincts counted		0.00%
No Candidate		0	0.00%
	Total	0	
REP - Circuit Court Judge (Vacancy of O'Brien)	0 of 1599 precincts counted		0.00%
No Candidate		0	0.00%
	Total	0	
REP - Circuit Court Judge (Vacancy of Patti)	0 of 1599 precincts counted		0.00%
No Candidate		0	0.00%
	Total	0	
REP - Circuit Court Judge (Vacancy of Roti)	0 of 1599 precincts counted		0.00%
No Candidate		0	0.00%
	Total	0	
REP - Circuit Court Judge (Vacancy of C. Sheehan)	0 of 1599 precincts counted		0.00%
No Candidate		0	0.00%
	Total	0	
REP - Circuit Court Judge (Vacancy of K. Sheehan)	0 of 1599 precincts counted		0.00%
No Candidate		0	0.00%
	Total	0	
REP - Judge, 1st Subcircuit (Vacancy of Hughes Brooks)	0 of 45 precincts counted		0.00%
No Candidate		0	0.00%
	Total	0	
REP - Judge, 1st Subcircuit (Vacancy of Crawford)	0 of 45 precincts counted		0.00%
No Candidate		0	0.00%
	Total	0	
REP - Judge, 2nd Subcircuit (Additional Judgeship A)	0 of 131 precincts counted		0.00%
No Candidate		0	0.00%
	Total	0	
REP - Judge, 3rd Subcircuit (Vacancy of Filan)	0 of 72 precincts counted		0.00%
No Candidate		0	0.00%
	Total	0	
REP - Judge, 3rd Subcircuit (Vacancy of Flynn)	0 of 72 precincts counted		0.00%
No Candidate		0	0.00%
	Total	0	

REP - Judge, 3rd Subcircuit (Vacancy of Murphy)	0 of 72 precincts counted		0.00%
No Candidate		0	0.00%
Total		0	
REP - Judge, 7th Subcircuit (Vacancy of Jackson)	0 of 54 precincts counted		0.00%
No Candidate		0	0.00%
Total		0	
REP - Judge, 9th Subcircuit (Vacancy of Axelrood)	0 of 149 precincts counted		0.00%
No Candidate		0	0.00%
Total		0	
REP - Judge, 9th Subcircuit (Vacancy of Luckman)	0 of 149 precincts counted		0.00%
No Candidate		0	0.00%
Total		0	
REP - Judge, 10th Subcircuit (Vacancy of Allen)	0 of 61 precincts counted		0.00%
No Candidate		0	0.00%
Total		0	
REP - Judge, 10th Subcircuit (Vacancy of McGing)	0 of 61 precincts counted		0.00%
No Candidate		0	0.00%
Total		0	
REP - Judge, 10th Subcircuit (Vacancy of O'Brien)	0 of 61 precincts counted		0.00%
No Candidate		0	0.00%
Total		0	
REP - Judge, 12th Subcircuit (Vacancy of Hanlon)	0 of 241 precincts counted		0.00%
Frank R. DiFranco		0	0.00%
Total		0	
REP - Judge, 13th Subcircuit (Vacancy of Kulys Hoffman)	0 of 225 precincts counted		0.00%
Angel Garcia		0	0.00%
Gary William Seyring		0	0.00%
Total		0	
REP - Judge, 14th Subcircuit (Vacancy of Bertucci)	0 of 37 precincts counted		0.00%
No Candidate		0	0.00%
Total		0	
REP - Judge, 14th Subcircuit (Vacancy of Lacy)	0 of 37 precincts counted		0.00%
No Candidate		0	0.00%
Total		0	
REP - Judge, 15th Subcircuit (Vacancy of Griffin)	0 of 285 precincts counted		0.00%
No Candidate		0	0.00%
Total		0	

Trustee, Village of Winnetka	0 of 10 precincts counted	0.00%
(Vote For 3)		
Robert Apatoff	0	0.00%
Penfield Lanphier	0	0.00%
John Swierk	0	0.00%
Total	0	
City of Blue Island, Restrict Number of Alderman	0 of 13 precincts counted	0.00%
YES	0	0.00%
NO	0	0.00%
Total	0	
City of Blue Island, Establish Road Fund	0 of 13 precincts counted	0.00%
YES	0	0.00%
NO	0	0.00%
Total	0	
City of Blue Island, Road Maintenance Fund	0 of 13 precincts counted	0.00%
YES	0	0.00%
NO	0	0.00%
Total	0	
City of Blue Island, Road Maintenance Fund	0 of 13 precincts counted	0.00%
YES	0	0.00%
NO	0	0.00%
Total	0	
Village of Burr Ridge, Home Rule	0 of 6 precincts counted	0.00%
YES	0	0.00%
NO	0	0.00%
Total	0	
Village of Calumet Park, Term Limits	0 of 6 precincts counted	0.00%
YES	0	0.00%
NO	0	0.00%
Total	0	
Village of Calumet Park, Dissolve Local Library	0 of 6 precincts counted	0.00%
YES	0	0.00%
NO	0	0.00%
Total	0	
Village of Calumet Park, Motor Vehicle Wheel Tax	0 of 6 precincts counted	0.00%
YES	0	0.00%
NO	0	0.00%
Total	0	
Town of Cicero, Cannabis Sales	0 of 32 precincts counted	0.00%
YES	0	0.00%
NO	0	0.00%
Total	0	
City of Des Plaines, Appoint City Clerk	0 of 43 precincts counted	0.00%
YES	0	0.00%

NO		0	0.00%
	Total	0	
Village of Elk Grove Village, Community Events	0 of 24 precincts counted		0.00%
YES		0	0.00%
NO		0	0.00%
	Total	0	
City of Evanston, Nonpartisan Elections	0 of 50 precincts counted		0.00%
YES		0	0.00%
NO		0	0.00%
	Total	0	
Village of Hoffman Estates, Create Interchange	0 of 29 precincts counted		0.00%
YES		0	0.00%
NO		0	0.00%
	Total	0	
Village of Hoffman Estates, Appoint Judges	0 of 29 precincts counted		0.00%
YES		0	0.00%
NO		0	0.00%
	Total	0	
Village of Hoffman Estates, Entertainment Venues	0 of 29 precincts counted		0.00%
YES		0	0.00%
NO		0	0.00%
	Total	0	
Village of Lemont, Cannabis Dispensary	0 of 14 precincts counted		0.00%
YES		0	0.00%
NO		0	0.00%
	Total	0	
Village of Lynwood, Term Limits	0 of 7 precincts counted		0.00%
YES		0	0.00%
NO		0	0.00%
	Total	0	
Village of Lynwood, Obtain Zip Code	0 of 7 precincts counted		0.00%
YES		0	0.00%
NO		0	0.00%
	Total	0	
Village of Lynwood, Home Rule	0 of 7 precincts counted		0.00%
YES		0	0.00%
NO		0	0.00%
	Total	0	
City of Northlake, Cannabis Business	0 of 8 precincts counted		0.00%
YES		0	0.00%

NO		0	0.00%
	Total	0	
Village of Riverside, Term Limits	0 of 8 precincts counted		0.00%
YES		0	0.00%
NO		0	0.00%
	Total	0	
Village of Riverside, Issue Bonds	0 of 8 precincts counted		0.00%
YES		0	0.00%
NO		0	0.00%
	Total	0	
City of Rolling Meadows, Term Limits	0 of 18 precincts counted		0.00%
YES		0	0.00%
NO		0	0.00%
	Total	0	
Village of Rosemont, Cannabis Dispensaries	0 of 4 precincts counted		0.00%
YES		0	0.00%
NO		0	0.00%
	Total	0	
Village of Rosemont, Video Gaming	0 of 4 precincts counted		0.00%
YES		0	0.00%
NO		0	0.00%
	Total	0	
Village of Stone Park, Dissolve Fire Department	0 of 2 precincts counted		0.00%
YES		0	0.00%
NO		0	0.00%
	Total	0	
Village of Westchester, Cannabis	0 of 13 precincts counted		0.00%
YES		0	0.00%
NO		0	0.00%
	Total	0	
Village of Westchester, Home Rule	0 of 13 precincts counted		0.00%
YES		0	0.00%
NO		0	0.00%
	Total	0	
Village of Wheeling, Appoint Village Clerk	0 of 19 precincts counted		0.00%
YES		0	0.00%
NO		0	0.00%
	Total	0	
Morton Grove Park District, Increase Limiting Rate	0 of 17 precincts counted		0.00%
YES		0	0.00%

NO		0	0.00%
	Total	0	
South Barrington Park District, Sell Property	0 of 4 precincts counted		0.00%
YES		0	0.00%
NO		0	0.00%
	Total	0	
Gail Borden Library Dist., Increase Limiting Rate	0 of 18 precincts counted		0.00%
YES		0	0.00%
NO		0	0.00%
	Total	0	
School District 34, Issue Bonds	0 of 33 precincts counted		0.00%
YES		0	0.00%
NO		0	0.00%
	Total	0	
School District 78, Issue Bonds	0 of 3 precincts counted		0.00%
YES		0	0.00%
NO		0	0.00%
	Total	0	
School District 81, Issue Bonds	0 of 9 precincts counted		0.00%
YES		0	0.00%
NO		0	0.00%
	Total	0	
School District 87, Issue Bonds	0 of 18 precincts counted		0.00%
YES		0	0.00%
NO		0	0.00%
	Total	0	
School District 94, Issue Bonds	0 of 5 precincts counted		0.00%
YES		0	0.00%
NO		0	0.00%
	Total	0	
High School District 220, Issue Bonds	0 of 15 precincts counted		0.00%
YES		0	0.00%
NO		0	0.00%
	Total	0	
Unit School District 220, Issue Bonds	0 of 17 precincts counted		0.00%
YES		0	0.00%
NO		0	0.00%
	Total	0	
Unit School District 401, Issue Bonds	0 of 13 precincts counted		0.00%
YES		0	0.00%

NO		0	0.00%
	Total	0	
Yorkfield Fire Protection District, Increase Rate	0 of 1 precincts counted		0.00%
YES		0	0.00%
NO		0	0.00%
	Total	0	