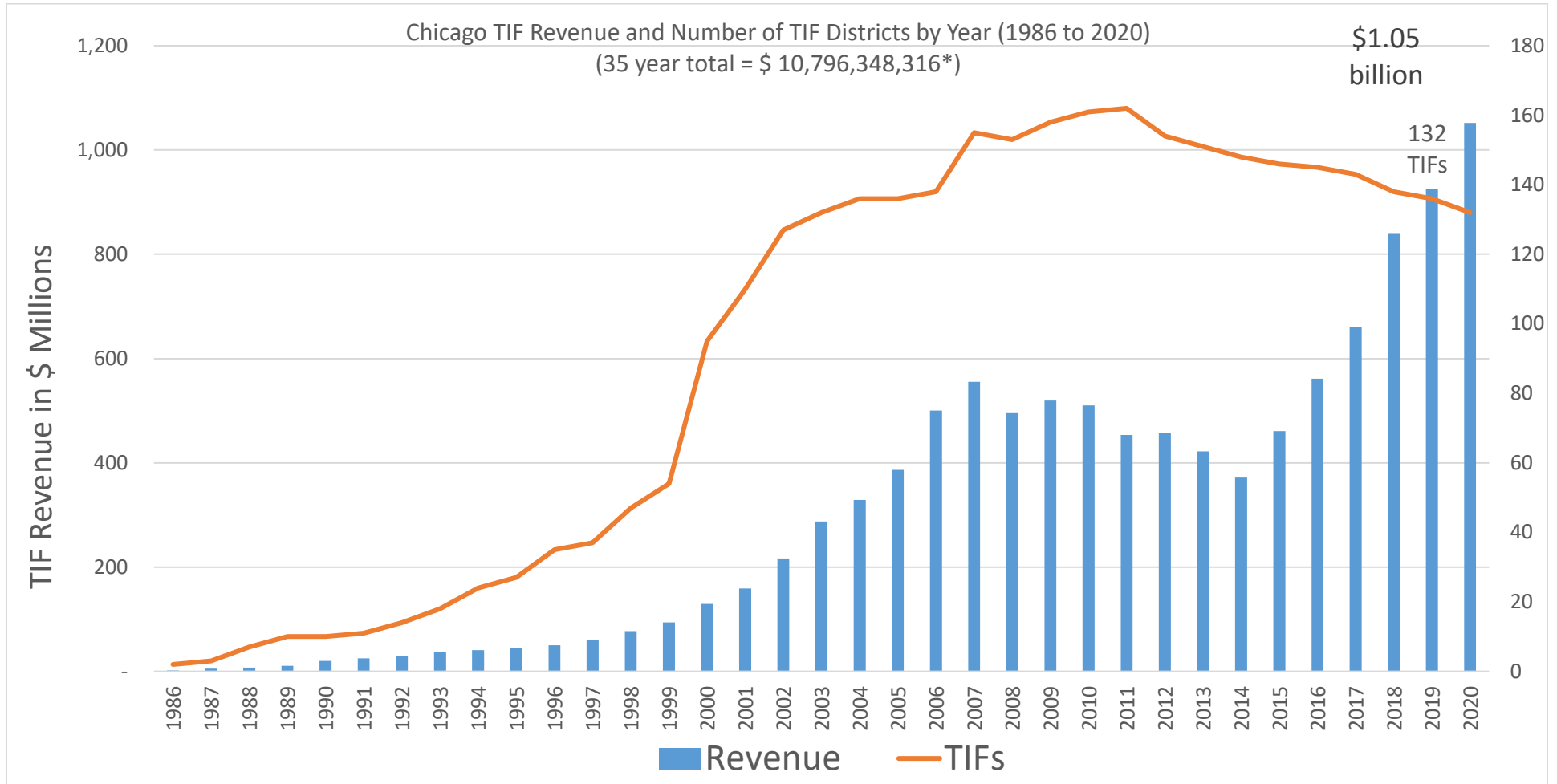


## City of Chicago Tax Year 2020 TIF Overview



### Chicago TIFs

- There are 132 active TIFs in the City of Chicago, two fewer than last year.
- More than **1 in 4 properties** in City of Chicago lie within TIF districts.

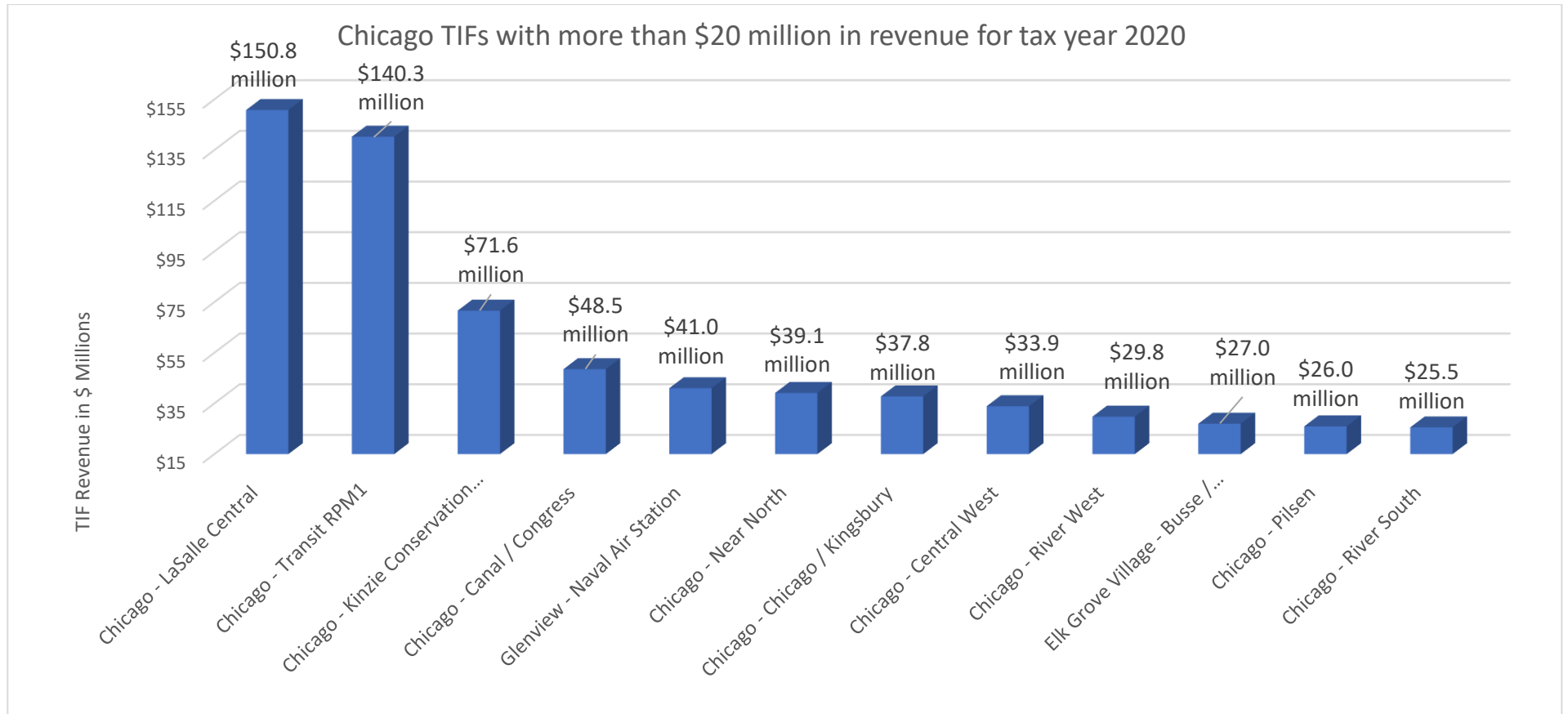
Chicago cancelled four TIFs in 2020.

Terminated Chicago TIFs for Tax Year 2020					
TIF Name		Parcels	Ward(s)	2019 TIF Revenue (Final Year)	Total TIF Revenue (All Years)
TIF City of Chicago – 49 <sup>th</sup> St / St Lawrence Ave	TIF Expired	185	4	\$ 633,521.31	\$8,033,894.22
TIF City of Chicago – 60 <sup>th</sup> St / Western Ave	TIF Expired	37	15, 16	\$ 300,339.03	\$6,319,623.42
TIF City of Chicago – Irving Park / Cicero Ave	TIF Expired	90	45	\$ 954,027.77	\$13,985,597.12
TIF City of Chicago – Stockyard Annex	TIF Expired	451	11	\$ 2,524,353.02	\$31,819,037.79

### TIF Revenue in the City of Chicago:

- Chicago TIFs will generate a record \$1.05 billion for tax year 2020, 14.5% of total property tax billed in the City of Chicago.
- Chicago TIF revenue increased \$126 million (13.6%) over tax year 2019
- Three Chicago TIFs generated no revenue: 67<sup>th</sup>/Wentworth, California/Foster and West Woodlawn
- Of the Chicago TIFs that did generate revenue this year, the lowest was the Armitage/Pulaski TIF with approximately \$190,000 this year.
- Approximately \$86.8 million of the \$140.3 million generated by Chicago’s RPM1 Transit TIF will be directed to other taxing districts this year [\(See Transit TIF fact sheet \(link\)\)](#)

Twelve Chicago TIFs generated over \$20 million each in 2020.

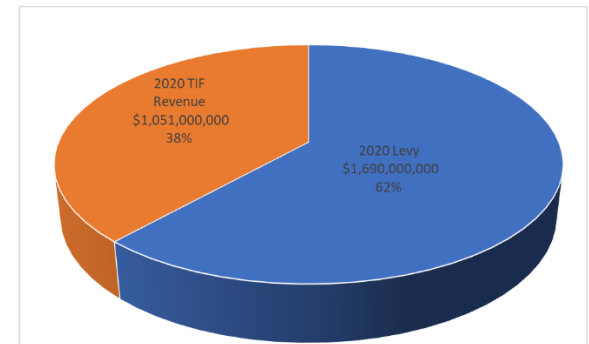
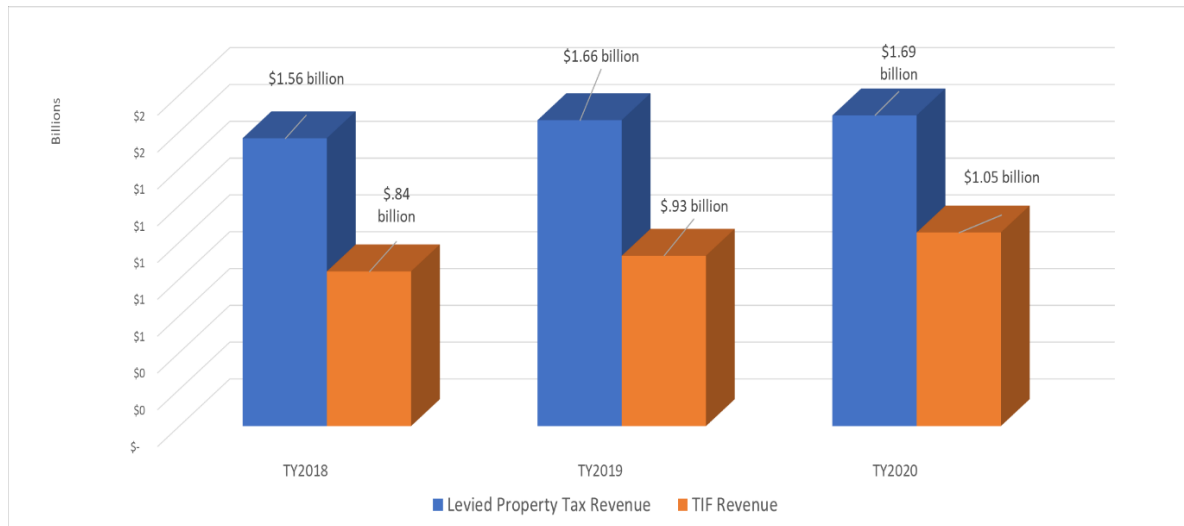


Three Chicago TIFs generated no revenue this year due to having no overall incremental value growth.

TIF Name	First Year	Ward(s)	Total TIF Revenue (All Years)	Most Recent Revenue
Chicago - West Woodlawn	2010	20	\$111,003.91	2010: \$111,003.91
Chicago - 67th / Wentworth	2011	6	\$0.00	No Revenue generated
Chicago - California / Foster	2014	40	\$730,037.05	2014: \$730,037

## Chicago TIF Revenue compared to Property Tax Levy

The total property tax revenue generated by the City of Chicago's annual property tax levy for tax year 2020 is nearly \$1.7 billion. Property tax revenue generated by Chicago TIFs this year is \$1.05 billion, approximately 38% of the total property tax revenue generated for the City of Chicago. The charts below illustrate the comparison between the City of Chicago's property tax levy and Chicago TIF revenue.



Overall TIF Revenue increased 13.6% in the City of Chicago but individual TIFs vary. For more information about the revenue generated by individual TIFs in The City of Chicago see the [2020 Chicago TIF Summary Report \(link\)](#)